

(No Model.)

J. F. FUNK.

SIDE STICK FOR PRINTERS' GALLEYS.

No. 302,996.

Patented Aug. 5, 1884.

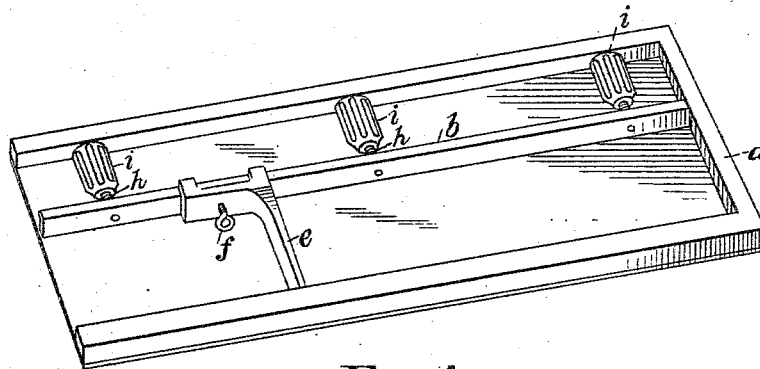


Fig. 1.

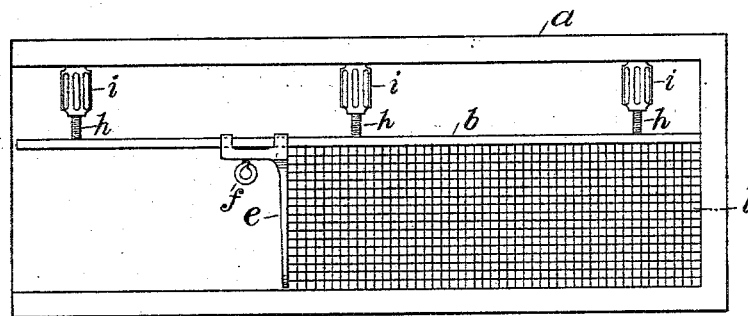


Fig. 2.

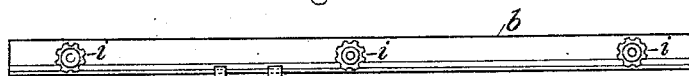


Fig. 3.

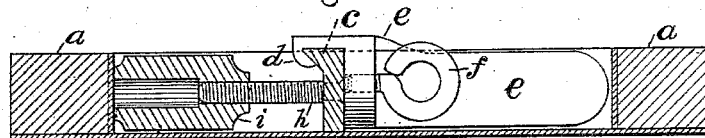
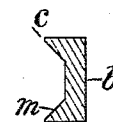


Fig. 4.

Fig. 5.



Attest:  
*J. Richards*  
*Robert Brown*

*John Franklin Funk*

Inventor.

*by*  
*Henry Millward*  
*his attorney*

# UNITED STATES PATENT OFFICE.

JOHN F. FUNK, OF SPRINGFIELD, OHIO.

## SIDE-STICK FOR PRINTERS' GALLEYS.

SPECIFICATION forming part of Letters Patent No. 302,996, dated August 5, 1884.

Application filed May 9, 1883. (No model.)

*To all whom it may concern:*

Be it known that I, JOHN F. FUNK, of Springfield, county of Clark, State of Ohio, have invented a new and useful Improvement in Side-Sticks for Printers' Galleys, of which the following is a specification.

In the accompanying drawings, Figure 1 is a perspective view of a printer's galley with my improved side-stick attached thereto. Fig. 2 is a plan view of the same. Fig. 3 is a longitudinal elevation of my improved side-stick; Fig. 4 is a transverse sectional elevation of a galley and side-stick drawn full size, and Fig. 5 is a cross-section through the side-stick, illustrating a modification.

In each of these figures letters of like character indicate corresponding parts.

The invention consists in the construction and combination of parts hereinafter particularly described, and afterward specifically pointed out in the claim.

In order that others skilled in the art to which my invention belongs may be able to make and use the same, I will proceed to describe its construction and operation.

*a* is the customary printer's galley. *b* is a side-stick running parallel with the longitudinal sides of said galley. This side-stick is provided with a lateral projection, *c*, at its top surface, that runs along its entire length, and thereby forms an accommodation for a hook, *d*, of the sliding slug *e*.

The slug *e* is provided with a thumb-screw, *f*, that enables the operator to secure it at any adjustment along the length of the side-stick.

The side-stick is fitted with a suitable number of rigidly-attached adjusting-screws, *h*, and these screws are provided with nuts *i*, which are substantially cylindrical in form, and of such diameter as to support the stick in an upright position, or, in other words, to prevent it from tilting over, whereby angle-irons and other supports for the same purpose are rendered unnecessary. They have milled or fluted surfaces, over which the operator can run his hand to lock or unlock the type-matter in the galley.

The side-stick may have an additional web, *m*, if thought desirable, to give it a greater bearing-surface against the bottom of the galley. For an illustration of this modification see Fig. 5 of the drawings.

The type-matter locked for work is indicated by cross-lines *l* on Fig. 2 of the drawings.

When a proof has to be taken of the type-matter locked on the galley, the nuts *i* are run out until the stick *b* bears firmly against said type. Then the sliding slug *e* is brought up against the side of the type, and the screw *f* is turned until the slug *e* is made fast to the side-stick, and the whole matter will be in shape for use. When the type-matter has to be removed, this operation is reversed, and it is but the work of a moment where my improved side-stick is used.

I am aware of patent of G. T. Gosorn, August 12, 1879, and lay no claim to anything therein shown. In that device the stick has to be made very wide, in order to allow of adjustment by the rotating screw, and consequently less space is allowed in the galley for the type, or the galley must be made wider to accommodate the matter. I am also aware of the patent to J. A. Burke, June 14, 1881, No. 242,748, and lay no claim to anything therein shown. In that device the clamp or slug is connected with the stick by a strap secured to the clamp by a set-screw or by soldering, and is provided with a turned-in lip or flange to enter a groove made in the opposite face of the stick and secured by means therein specified. According to my construction the parts are simpler and stronger, and the slug more easily and tightly clamped. The differences between the two patents referred to and my device will be clearly specified in the following claim.

Having thus described my invention, what I claim as new, and desire to secure by Letters Patent, is—

The combination, in a printer's galley, of the side-stick *b*, the non-rotating screws *h*, rigidly secured to one side of the stick, and screws arranged to rotate on the screws to adjust the stick, and substantially cylindrical in form and of such diameter as to support the stick in an upright position, substantially as described.

In testimony whereof I have hereunto set my hand this 14th day of April, 1883.

JOHN F. FUNK.

Witnesses:

HENRY MILLWARD,  
WILL. G. WHITE.