

(No Model.)

T. GINGRAS.

TRUNK HANDLE.

No. 302,999.

Patented Aug. 5, 1884.

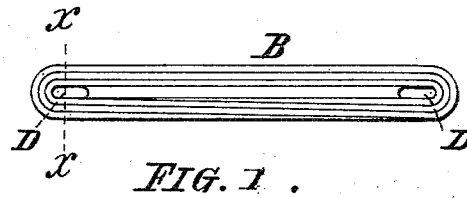


FIG. 1.




FIG. 2.



FIG. 3.

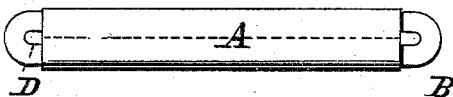


FIG. 4.

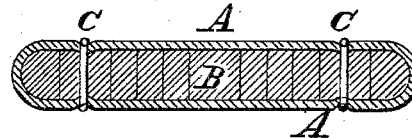


FIG. 5.

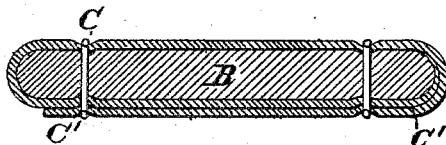
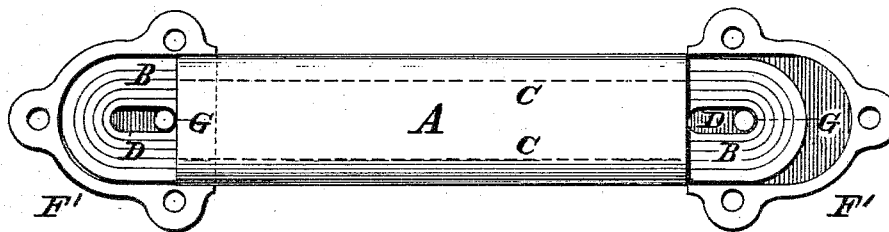


FIG. 6.

FIG. 7.



Witnesses:

Willie O. Stark
Al. Stark

Inventor:

Timothy Gingras
by Michael J. Stark
Attorney.

UNITED STATES PATENT OFFICE.

TIMOTHY GINGRAS, OF BUFFALO, NEW YORK.

TRUNK-HANDLE.

SPECIFICATION forming part of Letters Patent No. 302,999, dated August 5, 1884.

Application filed December 3, 1883. (No model.)

To all whom it may concern:

Be it known that I, TIMOTHY GINGRAS, of Buffalo, in the county of Erie and State of New York, have invented certain new and useful Improvements on Trunk-Handles; and I do hereby declare that the following description of my said invention, taken in connection with the accompanying sheet of drawings, forms a full, clear, and exact specification, which will enable others skilled in the art to which it appertains to make and use the same.

My present invention has general reference to trunk-handles; and it consists, essentially, in the novel and peculiar combination of parts and details of construction, as hereinafter first fully set forth and described, and then pointed out in the claim.

In the drawings already mentioned, which serve to illustrate my said invention more fully, Figure 1 is a longitudinal sectional plan of the handle-filling. Figs. 2 and 3 are plans of the handle proper. Fig. 4 is a similar view slightly modified. Figs. 5 and 6 are transverse sectional elevations in line *xx* of Fig. 1. Fig. 7 is a rear view of a slip-handle and sockets.

Like parts are designated by corresponding letters of reference in all the figures.

The object of my present invention is the production of a simple, convenient, and cheap trunk-handle in such manner as to render the utilization of several waste products available and practical. To this end I construct my improved trunk-handle essentially of a tubular jacket, A, surrounding a filling strip or strips, B. This tubular jacket I can produce in various manners—as, for instance, I may construct the same of leather of proper width and thickness, as shown in Fig. 6, where the jacket is shown to be wrapped around the filling B, the ends *C' C'* overlapping each other, and the parts secured together by means of two rows of stitches, *CC*; or I may construct the jacket from sail-cloth (canvas) or other strong and durable textile fabric, and apply the same to the filling in substantially the same manner as the leather jacket

heretofore mentioned; and, again, I may construct the jacket from a tubular woven fabric similar to cotton hose, woven around the inner filling or passed over the same after weaving, the latter plan being the most practical and economical manner of producing the article mentioned, such tubular jacket and filling being clearly illustrated in Fig. 5. For the filling I may use strips of leather, canvas, or other flexible material sufficiently cheap to enable its use for the purpose mentioned, although I prefer to construct this filling-piece in the form of a spiral, as shown in Fig. 1, from strips of waste leather suitably secured together to produce a strip of sufficient length to make a complete filling-piece. In making these filling-pieces I prefer to reduce the strips of waste leather, such as result from the manufacture of leather belting, to uniform size. I then begin to wind this strip into the form of a long spiral, leaving on the ends, if desired, oblong openings *DD*, Figs. 1, 2, and 3, and continuing the winding until a filling-piece of proper width is produced. In this construction I shall use cement to secure the separate layers together, thereby securing a nearly integral mass at but a trifling expense.

Handles substantially as described are used with a slip-socket, *F'*, having a pin, *G*, engaging the slotted aperture in the ends of the filling-piece *B* in a manner clearly illustrated in Fig. 7.

In constructing the canvas jacket, as illustrated in Figs. 3 and 5, I prefer to use old sail-cloth or similar waste material, and when the handle is all completed to coat the same with a layer of paint of suitable consistence to protect the same against the inclemency of the weather, dampness of the atmosphere, &c.

It will now be readily observed that by constructing my trunk-handles with a filling of leather of spiral form I am enabled to utilize a waste product of comparatively little value and convert the same into a useful article, such utilization embracing, also, the material for the jacket, which in its original shape (old sails, &c.) has but little value.

Having thus fully described my invention, I claim as new and desire to secure by Letters Patent of the United States—

5 The trunk-handle herein described, consisting of the tubular jacket A, having the filling strip or strips secured thereto and wound spirally, as described, and provided with slotted apertures, as shown, pins G, which engage said apertures, and the sockets

F', substantially as described, and for the purposes set forth.

In testimony that I claim the foregoing as my invention I have hereto set my hand in the presence of two subscribing witnesses.

TIMOTHY GINGRAS.

Attest:

MICHAEL J. STARK,
WILLIE O. STARK.