

(No Model.)

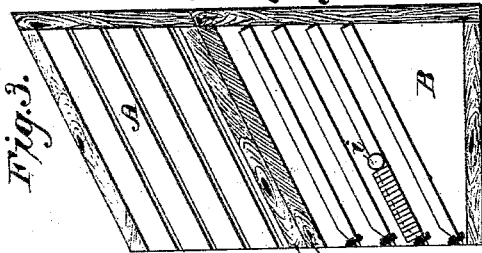
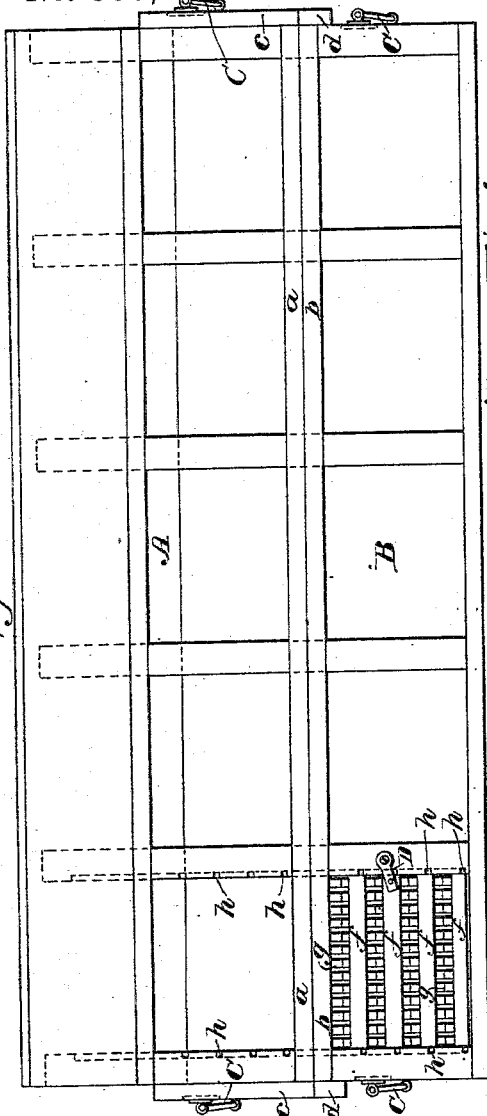
A. A. DE CALOUNE.

TYPE CASE.

No. 303,129

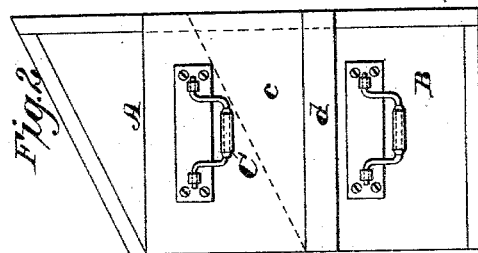
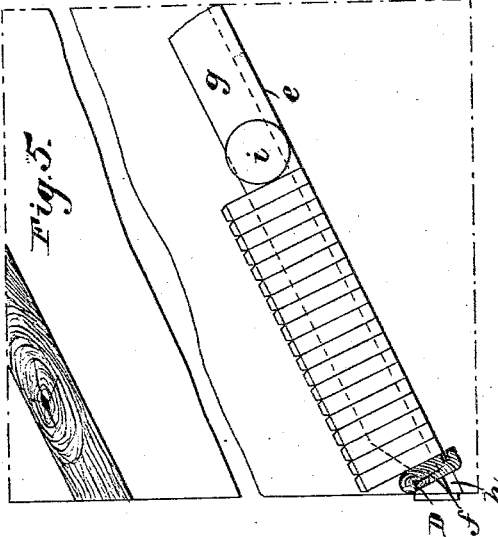
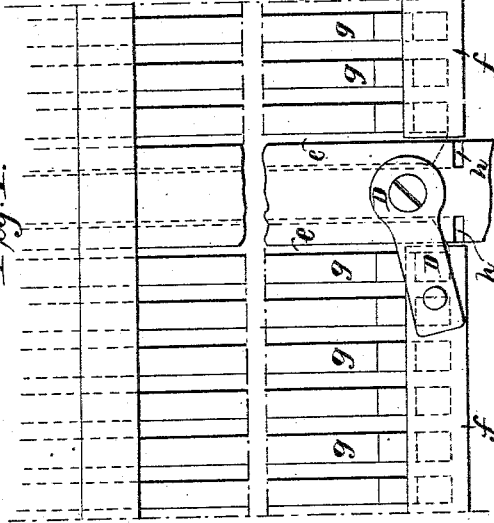
Patented Aug. 5, 1884.

Fig. 1.



Witnesses
Hayden
Aug. Finch

Fig. 4.



Inventor
Vicente Alphonse Adolphe De Calonne

UNITED STATES PATENT OFFICE.

ALPHONSE ADOLPHE DE CALONNE, OF PARIS, FRANCE, ASSIGNOR TO LA SOCIÉTÉ DE TYPOGRAPHIC PAR PROCÉDÉS RAPIDES, OF SAME PLACE.

TYPE-CASE.

SPECIFICATION forming part of Letters Patent No. 303,129, dated August 5, 1884.

Application filed March 7, 1884. (No model.) Patented in France March 16, 1883, No. 128,370; in Belgium March 17, 1883, No. 60,790, and in England April 17, 1883, No. 1,954.

To all whom it may concern:

Be it known that I, Viscount ALPHONSE ADOLPHE DE CALONNE, a citizen of France, residing at Paris, in the department of the Seine, have invented new and useful Improvements in Type-Cases, of which the following is a specification.

This invention has reference to type-cases having inclined drawers, in which the type are set in an upright position, as described in Letters Patent of the United States granted to me October 2, 1877, No. 195,806; and it comprises certain improvements upon or modifications of such type-cases.

It consists, first, in a type-case having a series of inclined drawers, and divided horizontally into separable parts or sections to facilitate the handling, said parts or sections being constructed and arranged so that when set together or assembled they constitute one entire case. It is found that the four hundred and eighty (480) different letters or characters which are required for general work can be conveniently distributed in forty drawers, each subdivided into twelve compartments, each holding the type for a single one of these letters or characters; but these forty drawers with their contents make a body which it is very difficult to handle. To overcome the difficulty the case is divided horizontally, or it may be horizontally and vertically, the upper part or parts having the bottom inclined so as to conform to the inclined top of the part below, and being provided with supporting means for retaining it in that position.

The invention also comprises type-drawers with bottoms entirely of metal, and provided with a series of division-plates fastened thereto, said drawers being supported in inclined positions by grooves, into which the edges of said bottoms fit.

The accompanying drawings represent a type-case constructed in accordance with the invention. Figure 1 is a face view; Fig. 2, an end view; Fig. 3, a vertical cross-section; Fig. 4, a partial face view enlarged, and Fig. 5 a partial view in vertical cross-section enlarged.

The case is divided into two parts or sec-

tions in a plane extending lengthwise of the case and parallel with the inclined drawers. A is the upper part and B the lower. Both parts are divided into five compartments, containing each a tier of four inclined drawers, so that the two parts together hold the whole forty drawers. The bottom *a* of the top part is inclined like the top *b* of the bottom part, on which it rests. At the ends of the part A are fastened boards *c*, which have flat or horizontal lower edges. They rest upon the strips *d*, fastened to the ends of part B, and with them constitute the supports for retaining the part A in position. The drawers each consist of a bottom, *e*, of zinc, a face-strip, *f*, and a series of division-strips, *g*, which are fixed to the bottom *e* and to the face-strip *f*. The projecting edges of the metal bottom *e* fit and slide in grooves *h* in the inclosing wall of the compartment, as shown by the dotted lines in Fig. 4. The type are set on end in the long narrow space between the division-strips *g*, and slide down to the front of the drawer. To facilitate their sliding and to prevent them from separating or falling down, a roller, *i*, of heavy material is placed behind each row of type. Instead of a roller, an arrangement of springs or other devices for pressing the type together could be used. Buttons or latches D prevent the drawers from sliding out of the case by their own weight. Each part or section of the case is provided at the ends with handles C for lifting. Both parts are closed at the back. Access to the type or drawers is given only from the front. In distributing the type the workman inserts them behind the face-strip *f*, pushing up the row of type, which slides easily on the metal bottom. The division-strips *g* are cut away on top at the front, to give more space for the fingers of the workmen holding the type.

It is evident that changes in detail may be made without departing from the spirit of the invention—as, for example, forms, dimensions, materials, proportions, means for pressing the type together, &c., may be altered.

I claim—

1. A type-case having a series of inclined

drawers, and divided horizontally into separable parts or sections to facilitate the handling, said parts or sections being constructed and arranged so that when set together or assembled they constitute one entire case, substantially as described.

2. The upper part or section having an inclined bottom, the lower part or section having an inclined top, and both containing tiers of inclined drawers, in combination with means for supporting the upper part above the bottom part, substantially as described.

3. In a type-case, the type-drawers having

the bottom made entirely of metal, and these-
ries of division-plates fastened thereto, said drawers being supported in an inclined position by grooves into which the edges of said bottom fit, substantially as described.

In testimony whereof I have hereunto set my hand in the presence of two subscribing witnesses.

VICOMTE ALPHONSE ADOLPHE DE CALONNE.

Witnesses:

HAYOLHE,

AUG. VENCK.