

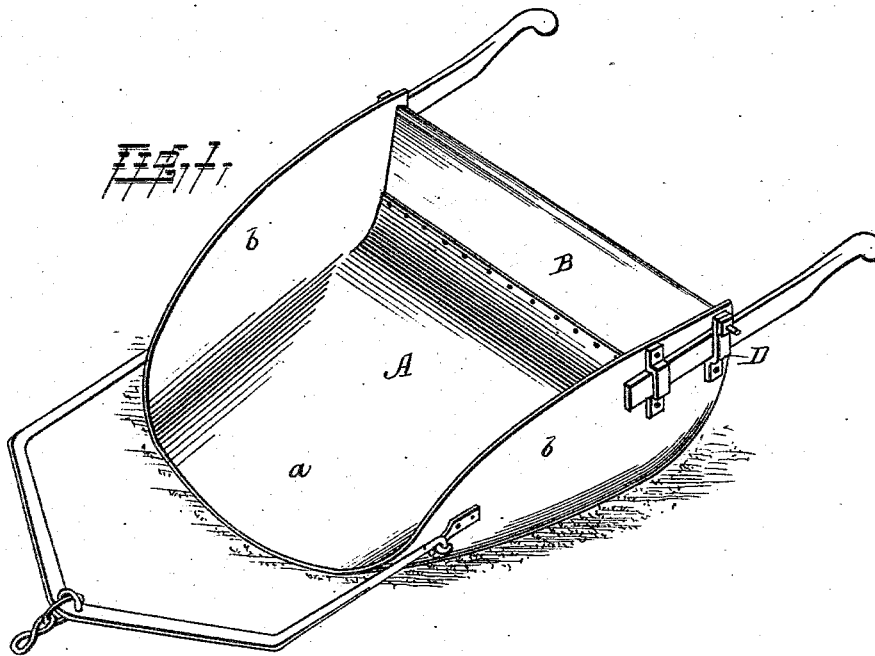


(No Model.)

W. H. C. GOODE.
EARTH SCRAPER.

No. 303,148.

Patented Aug. 5, 1884.



WITNESSES:

Wm. L. Dutertch.
A. J. Lyne.

INVENTOR.
Wm. H. C. Goode
Munn & Co
ATTORNEYS.

UNITED STATES PATENT OFFICE.

WILLIAM H. C. GOODE, OF SIDNEY, OHIO.

EARTH-SCRAPER.

SPECIFICATION forming part of Letters Patent No. 303,148, dated August 5, 1884.

Application filed March 25, 1884. (No model.)

To all whom it may concern:

Be it known that I, WILLIAM H. C. GOODE, of Sidney, in the county of Shelby and State of Ohio, have invented a new and useful Improvement in Earth-Scrapers, of which the following is a full, clear, and exact description, reference being had to the annexed drawings, forming part of this specification, in which—

Figure 1 is a perspective view of my improved scraper, and Figs. 2 and 3 detail views.

A indicates the body of the scraper, consisting of a single metallic plate so cut and bent as to form the bottom *a* and the sides *b*. The rear end of the body is slit inward near the sides *b*, forming the curved edges *a'*, and a central tongue or flange, *c*, which is curved upward along said curved edges *a'* of the sides. The back plate, B, is riveted to this flange, and is of such extent as to reach nearly to the top of the sides when curved along the edges *a'*. The upper edge of the back B is bent into a tubular bead, *d*, to provide means for connecting it with the stay-rod C, and for strengthening the back. The stay-rod is passed endwise through said tubular part, and also through perforations *e* in the rear upper corners of the sides *b*, and through the handle-clamps D, to bind said parts firmly together; or the rod may be dispensed with and other suitable connections substituted.

I am aware that a scraper has been formed with a separate piece for the back, which is riveted to overlapping flanges on the bottom and sides of the body of the scraper. With this construction the back plate must extend from the bottom to the top of the sides, and

forms a plane or straight back. In my invention about one-half the material of the ordinary back plate is saved by curving up the rear end of the bottom along the curved rear edges of the sides, as above described, and the back is thus made curved from bottom to top without the necessity of forming the sides in separate pieces from the bottom, as has heretofore been done in constructing curved backed scrapers.

What I claim is—

1. The combination, with the sides of a scraper, of a metal back having a tubular bead at its upper edge and being curved up between said sides, and a stay-rod passed through the said bead and sides for connecting the back to the sides and supporting the same, substantially as shown and described.

2. The scraper-body A, having its rear end slit inward, forming the curved edges *a'*, and the central tongue or flange, *c*, which is curved up along the said curved edges *a'* of the sides, in combination with a back plate, which is riveted to said flange and connected to said sides, substantially as shown and described.

3. The combination of the scraper-body A, having the bottom *a* provided with the upward-turned flange *c*, the back B, riveted to said flange, and the stay-rod C, passed through the sides *b* of the body, and through a tubular bead on the upper edge of the back, substantially as specified.

WILLIAM H. C. GOODE.

Witnesses:

H. WILSON,
W. E. KILBORN.