

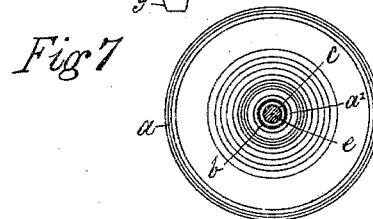

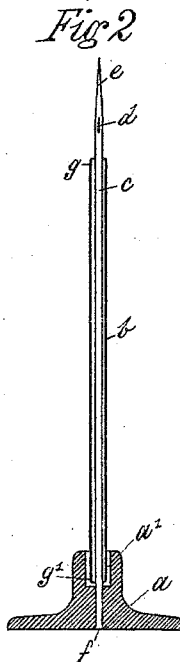
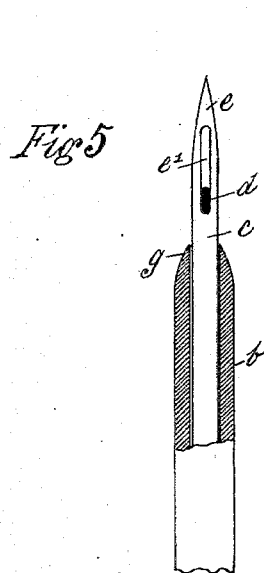
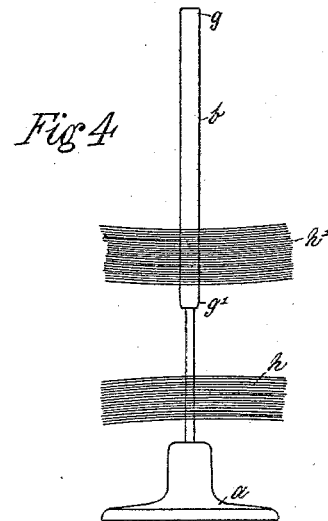

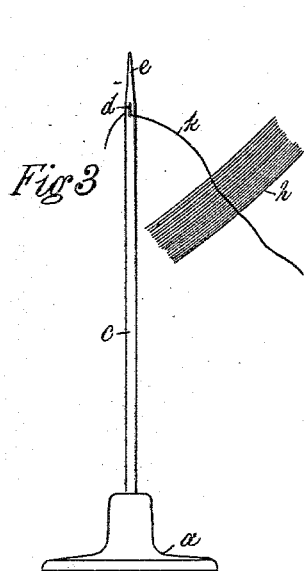
(No Model.)

G. L. BROOMHALL.

BILL FILE.

No. 303,260.

Patented Aug. 12, 1884.



Witnesses
Richard A. Healy
Walter L. Shields

Inventor
George L. Broomhall
John Drylie atty

UNITED STATES PATENT OFFICE.

GEORGE L. BROOMHALL, OF PATERSON, NEW JERSEY.

BILL-FILE.

SPECIFICATION forming part of Letters Patent No. 303,260, dated August 12, 1884.

Application filed February 11, 1884. (No model.)

To all whom it may concern:

Be it known that I, GEORGE L. BROOMHALL, a citizen of the United States, residing at Paterson, Passaic county, State of New Jersey, have invented a new and useful Improvement in Bill-Files, of which the following is a specification, reference being had to the accompanying drawings, forming a part thereof.

The object of my invention is to produce a bill or paper file of improved construction, from which particular bills or papers, after being placed on the file, may be taken therefrom, which will be hereinafter more fully explained.

Figure 1 of the drawings is an elevation of the file. Fig. 2 is a vertical sectional elevation of the same. Fig. 3 is an elevation of needle. Fig. 4 is an elevation of the file having the case partly withdrawn. Fig. 5 is a part sectional elevation of needle and case. Fig. 6 is an elevation of the case removed from the needle, and Fig. 7 is a plan.

a represents a metal pedestal or base provided with a needle, *c*, having an eye, *d*, and crease *e*, as shown in Figs. 3 and 5. The needle *c* is fixed to the base, as shown at *f*, Fig. 2. The top of the pedestal or base *a* is provided with a recess, *a'*. The needle *c* is inclosed in a metallic holder or case, *b*, extending upward from the bottom of the recess *a'* to a point somewhat below the eye of the needle, as shown in Figs. 1 and 2.

In practice the papers are placed on the needle *c* at the point *e*, and are pushed down over the holder or case *b* to the base or pedestal *a*. When a particular paper or bill that has been placed on the file is wanted, and is to be taken from the file, its position on the file is ascertained, the holder or case is raised, and the bills *h*, below the one to be removed, are transferred from the holder or case *b* to the needle *c*, as shown in Fig. 4. The holder, with its remaining bills *h'*, is removed

from the needle, as shown in Fig. 6, and the wanted paper or bill removed from the lower end of the holder or case *b*. If it be desired to replace the removed paper to its original position on the file, the holder *b*, with its papers *h'*, may be laid on the table, desk, &c., until the removed paper has been examined and replaced on the file, after which the holder *b* and its bills *h'* may be replaced on the needle *c*. The papers *h*, having been perforated by the holder or case *b*, offer no obstruction to the descent of the holder or case through the same, which replaces the papers *h* on the holder *b*. The ends *g g'* of the case or holder, being suitably sharpened, readily perforate the papers *h h'*, and the holder *b*, being arranged in the recess *a'*, prevents the papers from getting off from the lower end of the holder, and when the file is filled with papers and the papers are to be removed therefrom the strand *k* is passed through the eye *d* of the needle *c* and the holder or case *b* raised and removed from the needle, which action strings the papers or bills, as shown in Fig. 3, after which the ends of the strand *k* are tied, and the bills hung up in the usual way.

I am aware that a file consisting of a slotted tube, wire, and lug, as shown in No. 105,987, are old, also files having a fixed tube and needle or wire drawn from the under side of the base, as shown in No. 223,546, none of which elements do I claim herein.

What I claim, and desire to secure by Letters Patent, is—

A bill or paper file composed of a pedestal or base, *a*, the base having a needle, *c*, provided with eye *d*, crease *e*, point *e*, and having a holder, *b*, the holder adapted to rest in the recess *a'*, substantially as set forth.

GEORGE L. BROOMHALL.

Witnesses:

WALTER G. SHIELDS,
JOHN INGLIS.