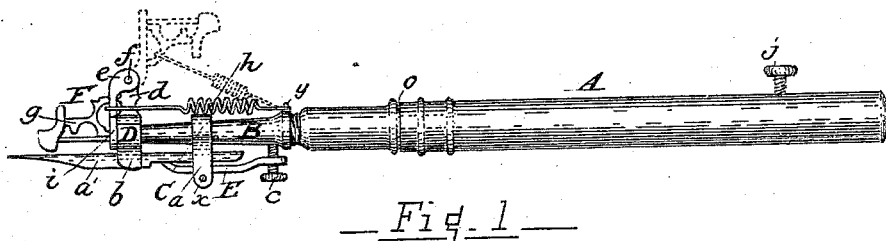


(No Model.)

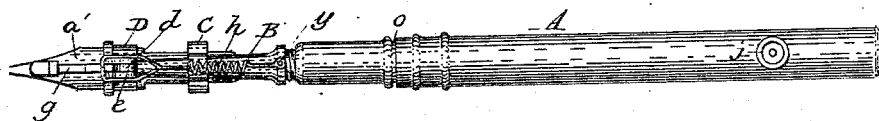
M. MARCOUX.
FOUNTAIN WRITING PEN HOLDER.

No. 303,304.

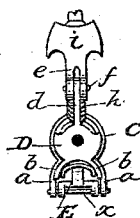
Patented Aug. 12, 1884.



— Fig. 1 —



— Fig. 2 —



— Fig. 3 —

Witnesses:

L. Housolle
M. Marcoux

Inventor:

Moise Marcoux
By *J. Housolle*
Atty

UNITED STATES PATENT OFFICE.

MOISE MARCOUX, OF ST. EUGENE DE GRANTHAM, QUEBEC, CANADA.

FOUNTAIN WRITING-PEN HOLDER.

SPECIFICATION forming part of Letters Patent No. 303,304, dated August 12, 1884.

Application filed January 23, 1884. (No model.)

To all whom it may concern:

Be it known that I, MOISE MARCOUX, of St. Eugene de Grantham, in the county of Drummond, in the Province of Quebec, Canada, have invented certain new and useful Improvements in Fountain Writing-Pen Holders; and I do hereby declare the following to be a full, clear, and exact description of the same.

My invention relates to pen-holders which contain within themselves a constant supply of ink; and the objects of my invention are, first, to provide a holder that will accommodate any size or style of pen; second, to supply an adjustable clamp for holding the pen securely in its place; and, third, to provide a regulator for controlling the flow of ink to the pen, and at the same time to afford facilities for cleaning the pen when required. I attain these objects by the device illustrated in the accompanying drawings, in which—

Figure 1 is a side view. Fig. 2 is a top view; and Fig. 3 is an end view looking from the point of the pen, and showing the regulator turned back, as hereinafter explained.

Similar letters refer to similar parts in the several views.

A represents the handle of the pen-holder. It is made hollow, so as to serve as a reservoir for the ink. It is made in two parts, which may be joined tightly together, as at *o*, by a telescope-joint.

B is a hollow stem fixed securely in the end of the handle A, of which it is simply a continuation, but very much reduced in diameter toward its outer end. On this stem are formed two crotches C, having the arms *a a*, and D, having the arms *b b*. These crotches together form a bed for the pen *a'*, which is placed and held in them by the clamp-lever E, which is fulcrumed at *x* in the arms *a a* of the crotch C. The outer end of this clamp-lever is made to press against the pen immediately between the crotches C and D by the tightening-screw *e* in the inner end of the clamp-lever, and the end of which holds against the hollow stem B.

On the crotch D, which is placed at the outer end of the stem, and on the reverse side from the crotches, is formed the standard *d*, in the upper portion of which the ink-regulator F is pivoted. This regulator consists, mainly, of the upright arm *e*, the upper extremity of which is attached by the pivot *f* to the standard *d*, as shown, and the forward arm *g*, the

outer extremity of which is held close to and immediately over the pen at a short distance from its point.

h is a spring attached to the upright arm *e* of the regulator, and to the stem B at *y*. This spring is so arranged that when in its normal position it holds the base *i* of the regulator tightly against the open end of the hollow stem and prevents the escape of the ink from the handle or reservoir A and stem B; but when writing any pressure upon the pen which is sufficient to bend the nib upward will thereby raise the outer extremity of the forward arm, withdraw the base *i* of the regulator from the ink-outlet of the stem B, and thus allow a small portion of the ink to flow out onto the pen.

When the pen becomes clogged and it becomes necessary to clean it, the regulator may be turned over and out of the way for that purpose, as shown in Fig 3 and by the dotted lines in Fig. 1.

j is an air-plug screwed into the handle A, and which may be withdrawn when it is necessary to admit air into the ink-reservoir, in order to allow the ink to flow out to the pen. When the pen is not in use, this plug should be turned as far as possible into the handle.

What I claim as my invention is—

1. In a fountain writing-pen holder, the stem B, crotches C and D, having respectively the arms *a a* and *b b*, and the standard *d*, substantially as shown and described.

2. In a pen-holder, the clamp-lever E, fulcrumed in the arms *a a*, and having the tightening-screw *e*, substantially as and for the purpose set forth.

3. In a pen-holder, the ink-regulator F, composed, mainly, of the upright arm *e*, pivoted to the standard *d*, the forward arm *g*, overhanging the pen near the nib, and the broad base *i* at the angular junction of said arms, substantially as described.

4. In a pen-holder, the regulator F, pivoted to the standard *d*, and held in place by the spring *h*, substantially as and for the purpose set forth.

Signed at St. Hyacinthe this 21st day of December, 1883.

MOISE MARCOUX.

In presence of—

J. MORIN,

J. M. BOURDUA.