

(No Model.)

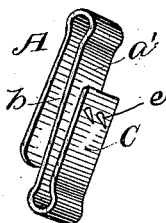
D. B. GUNN.

COMBINED COLLAR AND NECKTIE RETAINER.


No. 303,370.

Patented Aug. 12, 1884.

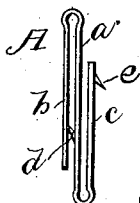
*Fig 1*



*Fig 2.*



*Fig 3.*



WITNESSES:

W. E. Bowen.

W. McPherson.

INVENTOR

Daniel B. Gunn

BY

Frank Greeley.

ATTORNEY

# UNITED STATES PATENT OFFICE.

DANIEL B. GUNN, OF RED OAK, IOWA.

## COMBINED COLLAR AND NECKTIE RETAINER.

SPECIFICATION forming part of Letters Patent No. 303,370, dated August 12, 1884.

Application filed March 3, 1884. (No model.)

*To all whom it may concern:*

Be it known that I, DANIEL B. GUNN, a citizen of the United States, residing at Red Oak, in the county of Montgomery and State of Iowa, have invented certain new and useful Improvements in Combined Collar and Necktie Retainers, of which the following is a specification, reference being had therein to the accompanying drawings.

10 This invention has relation to improvements in devices for retaining neckties and neck-scarfs in proper place upon collars and the collar in proper position with relation to the shirt-band and tie or scarf.

15 The invention consists in the combination and arrangement, in connection with a strip of suitable material having loop-arms, of pins for the engagement of the shirt-band and tie-band, as will be hereinafter more fully set forth, and particularly pointed out in claim appended.

20 Referring by letter to the accompanying drawings, to which similar letters of reference are made indicating corresponding parts, Figure 1 is a representation of a perspective of my device, showing the pins on the inner and outer arms. Fig. 2 is a side view of the same, showing it applied to a portion of a shirt-band, collar, and tie, and Fig. 3 is a side view showing the pins on a middle and outer arms.

30 In the said drawings, A indicates the fastener; B, the shirt-band; C, the collar, and D the tie or scarf. The fastener is formed from a flat strip of metal, which may be brass or other metal of a semi-elastic or spring nature, and is bent to form a middle vertical arm, *a'*, and an inner and outer arm, *b* *c*, of about equal length. The middle arm, *a'*, is perfectly plain on its side next to the arm *c*, and has its inner side, or the side adjacent to the arm *b*, provided with a pin, *d*, which inclines upwardly toward the inner arm; or the inner arm, *b*, may be provided on its inner lower side with one or more similar pins, which extend obliquely

or incline downwardly from the said middle arm, and are designed to engage the inner surface of a shirt-bosom or its collar-band. The outer arm, *c*, extends upwardly and is provided on its outer side with one or more pins, *e*, which incline downwardly and are designed to engage the tie or scarf upon the collar. 45 The arms of the loops may be made large at their bends, as shown; so as to increase their spring action in engaging the articles.

From the foregoing description the operation and advantages of my invention will be 55 obvious. It will be seen that when the device is in place on a shirt-collar band, the collar brought between the outer and middle arms, and the tie-band brought into its normal position around the collar, both the collar and tie will be securely held together upon the shirt and the former prevented from moving out of place.

The fasteners or retainers may be either gold or silver plated, and thus made to present a 65 handsome appearance; or they may be made of celluloid at a very small expense.

Having thus described my invention, what I claim as new and desire to secure by Letters Patent, is— 70

As an improved article of manufacture, a combined collar and necktie retainer formed from a strip of suitable material, having a middle arm, *a'*, provided with a reverse loop-arm, *b* and *c*, at opposite ends on opposite sides, the middle arm having pins on its side next to the arm *b*, and the outer arm, *c*, having pins on its outer side, the pins of the respective arms being inclined, substantially as shown and described. 75 80

In testimony whereof I affix my signature in presence of two witnesses.

DAN. B. GUNN.

Witnesses:

M. S. EVANS,  
CHAS. TURNEY.