

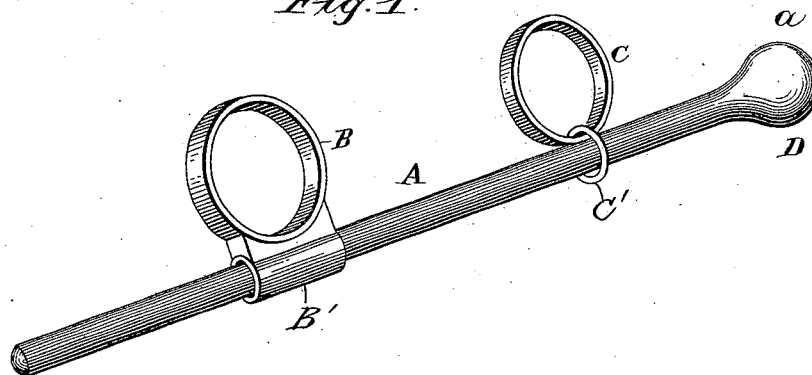
(No Model.)

W. H. LAMSON.  
GUIDE TO PEN HOLDING.

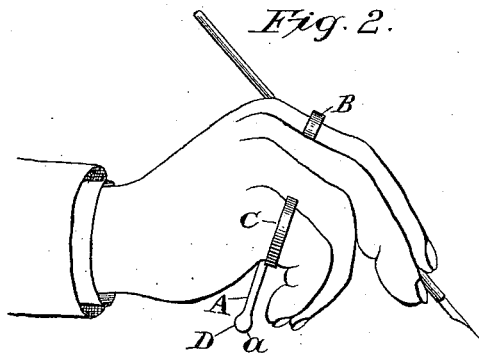
No. 303,439.

Patented Aug. 12, 1884.

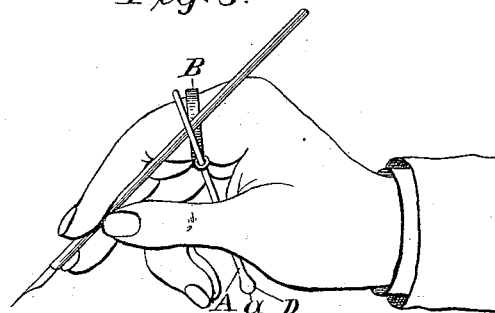
*Fig. 1.*



*Fig. 2.*



*Fig. 3.*



Witnesses:

George O. Tarbox  
Cyrus M. Macy

Inventor:

W. H. Lamson

# UNITED STATES PATENT OFFICE.

WARREN H. LAMSON, OF LYNN, MASSACHUSETTS.

## GUIDE TO PEN-HOLDING.

SPECIFICATION forming part of Letters Patent No. 303,439, dated August 12, 1884.

Application filed October 24, 1883. (No model.)

### *To all whom it may concern:*

Be it known that I, WARREN H. LAMSON, of Lynn, in the county of Essex and Commonwealth of Massachusetts, have invented a new and Improved Guide to Pen-Holding, of which the following, taken in connection with the accompanying drawings, is a specification.

This invention has for its object to provide means whereby persons in learning to write may be taught to hold the pen-staff at a proper angle; also, to keep the fingers holding the staff in proper position relatively to the staff; also, to keep the hand holding the staff in proper position relatively to the paper.

The invention consists in a small rod or staff, composed of wood or other suitable material, adapted to be attached to the hand and worn across the palm thereof, with one end extended forward to form a rest for the pen-staff, and the other end projecting outward at the rear side of the hand and bearing upon the paper or supporting-table, to maintain the proper position of the hand relatively to the paper.

In the accompanying drawings, Figure 1 is a perspective view of my improved guide to pen-holding. Fig. 2 represents a hand with the device attached thereto and supporting a pen staff. Fig. 3 is the reverse of Fig. 2.

The rod or staff A is composed of wood or any suitable material, and has one end, *a*, smoothly polished to glide easily over the paper or other surface on which it is allowed to bear. This staff is provided with a tube, B', and ring B, whereby it may be secured to the hand. Said ring B, I prefer to construct of rubber or some flexible material, though I am aware that a ring composed of metal or some non-elastic substance and fixed to the staff, or even adjustable thereon, would in most cases be found sufficiently useful for the purpose; yet a rubber ring is slightly yielding, and gives little more freedom to the hand; also, thereby the staff may be slightly twisted in the hand, and the elastic ring will adjust itself to the fingers of different-sized hands, and is, in my judgment, to be preferred.

The device is attached to the hand as fully represented in Figs. 2 and 3. By reference to the same it will be observed that the ring B is placed on the forefinger of the hand, so as to bring the staff A directly across the palm

where it unites with the several fingers. When writing, the ring may be worn on the second finger of the hand; but I prefer to put said ring on the first finger, and thereby hold said finger in the proper position. The forward end of the staff A projects forward through the hand to support the pen-staff, which simply rests upon the staff A and against the forefinger of the hand. The rear end of the staff A, extending through the opposite side of the hand, bears upon the paper or the table which supports the same, and prevents the hand from tipping over to one side out of the proper position, while the ring B prevents the forefinger from being cockled or bent upward. It will be evident, of course, that the device is to be moved about with the hand.

The tube B' is made to fit tightly on the staff A; but its position permits of its being moved longitudinally thereon, and in this manner the device is rendered useful, as by moving the ring B and tube B' the device may be adapted to fit different-sized hands, or a slight variation in the position of the hand may be effected; but I prefer in most cases to fix and fasten said ring in one place on the staff.

When the pen-holder is removed from the hand and the guide to pen-holding is retained in the same and lifted from its supporting-table, the lower end of the rod or staff may drop out of its proper position relatively to the hand. Therefore I prefer to attach an elastic and movable ring, C', or band, sliding over the bar or staff and over the little finger, to hold the lower end of the rod in its proper place. This lower ring may also be attached by a second, so as to slide on the bar, as shown in the drawings, C, or otherwise, so as to move longitudinally on the bar, and can thereby be worn upon either the second, third, or little finger, and also slide to the proper place on the staff to be adjusted to either a small or large hand.

That the lower end of the rod or staff, resting on the paper or table, may move more easily and smoothly on the same when sliding over uneven surfaces, and may slide with less obstruction and friction at all times when used in writing, I should enlarge the lower end, as shown in the drawings at *a*, in the form of a bulb or sphere, and smoothly polish the same.

In writing, the pen-holder is allowed to rest

lightly on the staff A, as represented, and the lower part of the pen-holder is grasped by the fingers and thumb in the usual way.

When the person has become sufficiently habituated to carrying the holder at its proper angle and keeping the hand in proper position, the use of the device may be omitted.

I am aware that a hand-rest with finger-loops is not new, broadly; but I am not aware that a device embodying the principle above described has ever before been known in the arts. Therefore

What I claim is—

1. The device herein shown for supporting a pen, consisting of the staff A, ring B, movably secured to said staff, and the ring C, secured to the staff by flexible ring C', substan-

tially as described, and for the purposes set forth.

2. The device herein shown, consisting of the staff A, ring B, having tube B', and the rings C C', substantially as described, and for the purposes set forth.

3. The pen-holding device herein shown, consisting of the staff A, having the bulb D, in combination with the rings B C, movably secured to the staff, substantially as described, and for the purposes set forth.

Witness my hand in presence of two witnesses.

W. H. LAMSON.

Witnesses:

CYRUS M. TRACY,  
GEO. O. TARBOX.