

(No Model.)

F. ASHLEY.

TREE GUARD.

No. 303,908.

Patented Aug. 19, 1884.

Fig. 1.

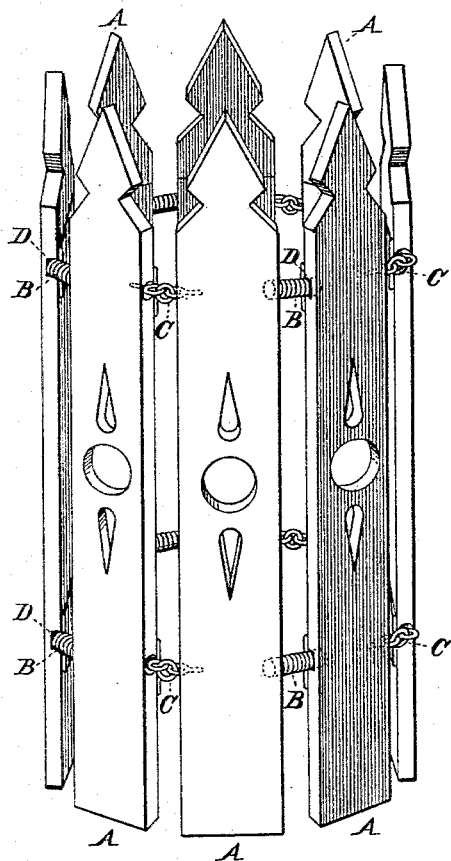


Fig. 3.

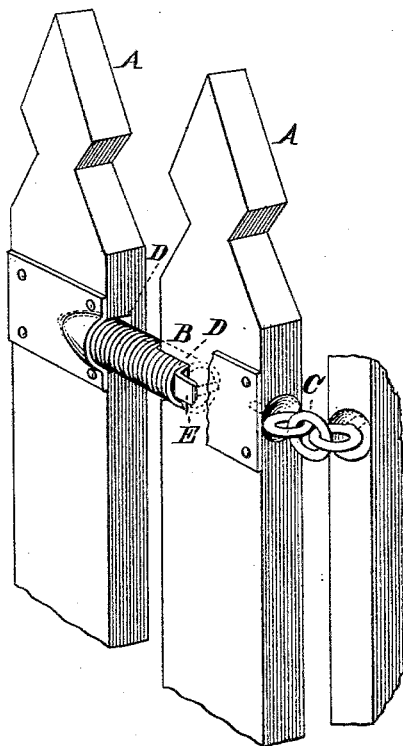
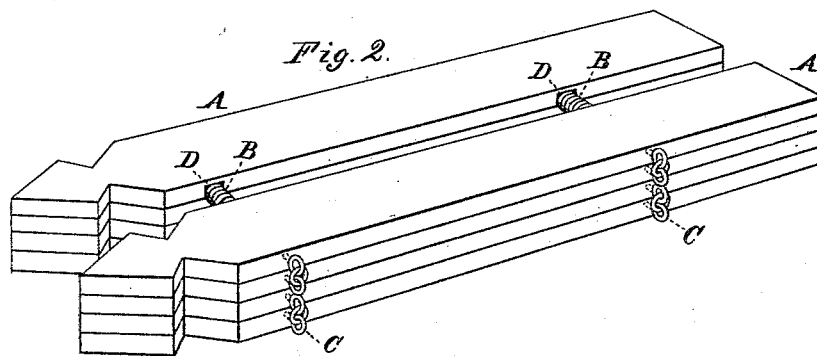


Fig. 2.



WITNESSES

Villette Anderson.
Philip Leuasi.

INVENTOR

Frederick Ashley
by *Audensmith*
his ATTORNEYS

UNITED STATES PATENT OFFICE.

FREDERICK ASHLEY, OF BROOKLYN, NEW YORK.

TREE-GUARD.

SPECIFICATION forming part of Letters Patent No. 303,908, dated August 19, 1884.

Application filed April 15, 1884. (No model.)

To all whom it may concern:

Be it known that I, FREDERICK ASHLEY, a citizen of the United States, residing at Brooklyn, in the county of Kings and State of New York, have invented certain new and useful Improvements in Tree-Guards; and I do declare the following to be a full, clear, and exact description of the invention, such as will enable others skilled in the art to which it appertains to make and use the same, reference being had to the accompanying drawings, and to letters or figures of reference marked thereon, which form a part of this specification.

Figure 1 of the drawings is a representation of this invention, and is a perspective view showing the guard set up. Fig. 2 is also a perspective view, and shows the guard folded. Fig. 3 is a detail view in perspective.

This invention has relation to portable tree-boxes; and it consists in the construction and novel arrangement of devices, as hereinafter set forth, and particularly pointed out in the appended claim.

In the accompanying drawings, the letter A designates the slats, which may be cut in any convenient form, plain or ornamental. These slats are arranged in series parallel to each other, and are connected near their upper and lower ends by alternate spring-connections B and hinge-connections C. In attaching the spring-connections, recessed seats D are made in the edges of the slats, and the ends of the springs, placed therein, are fastened by suitable pins, E. The two adjacent slats which are connected by springs constitute a section of the tree-box, which has an elastic or yielding character by virtue of its spring-connections. Each elastic section is connected to the next by the hinge-joints C, which may be

either leaf or strap hinges or screw-eyes and links, as shown. The latter connection is preferred. At the end slats the links of the hinge-connection are only attached to the screw-eyes of one slat, while the other end slat is provided with screw-eyes alone. When the box is applied around a tree, the links are opened, and connection is made by closing them in engagement with the screw-eyes of the opposite end slat. In this manner the tree-box is securely fastened, so that it is not liable to be stolen. These tree-boxes are easily packed for transportation, as the hinge-connections have sufficient play to allow the sections connected by springs to be folded flat upon each other without bending the springs, and as the springs, when the tree-box is folded, are in the middle of the package, they are not liable to casual injury. All the slats of the box are permanently connected together in a secure manner, while the springs allow the box to yield to accommodate itself to the size and form of the tree. In fastening the box in position it is only necessary to engage the connections of the end slats.

Having described this invention, what I claim, and desire to secure by Letters Patent, is—

A portable tree-box consisting of a series of parallel slats connected two and two by springs to form yielding sections, which are connected to each other by hinge devices, whereby said sections may be folded flat upon each other for transportation, substantially as specified.

In testimony whereof I affix my signature in presence of two witnesses.

FREDERICK ASHLEY.

Witnesses:

ALBERT FORD,
JOHN T. ASHLEY.