

(No Model.)

A. MOLNAR.

FUR TRIMMING.

No. 303,965.

Patented Aug. 19, 1884.

Fig. 1.

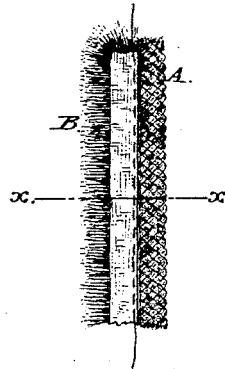


Fig. 2.

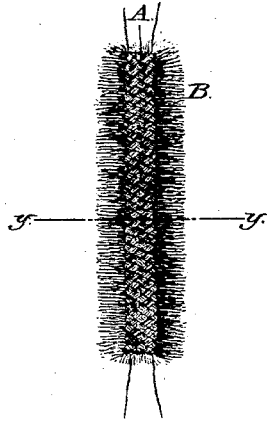


Fig. 3.




Fig. 4.



Fig. 5.



Fig. 6.



Witnesses:

John A. Ellis.
Alfred Steiger.

Inventor:

Adolph Molnar
By David A. Burr
Attorney.

UNITED STATES PATENT OFFICE.

ADOLPH MOLNÁR, OF NEW YORK, N. Y.

FUR TRIMMING.

SPECIFICATION forming part of Letters Patent No. 303,965, dated August 19, 1884.

Application filed May 18, 1883. (No specimens.)

To all whom it may concern:

Be it known that I, ADOLPH MOLNÁR, of the city, county, and State of New York, have invented a new and useful Improvement in Fur Trimmings; and I do hereby declare that the following is a full and exact description thereof, reference being had to the accompanying drawings, and to the letters of reference marked thereon, making a part of this specification.

My invention relates to the art of manufacturing fur trimmings; and it consists in the combination, with a strong, neat, non-elastic re-enforcing tape, of a facing or lining of fur, to produce a narrow fur-faced tape or cord adapted for the trimming of ladies' and gentlemen's garments, either as an edging, or as an ornamental appliqué, or for use in the formation of loops, or fastening devices, or ornamental designs.

In the accompanying drawings, Figure 1 is a view of the under side of a bit of fur attached by one edge to a piece of tape, illustrating one step in the manufacture of my invention. Fig. 2 is a similar view of the fur and tape united together at both edges. Fig. 3 is a face view of a completed strip of fur-faced tape. Fig. 4 is a transverse section in line *xx* of Fig. 1; Fig. 5, a similar section in line *yy* of Fig. 2; and Fig. 6 is a view illustrating the use of my invention in producing ornamental designs for the trimmings of garments.

A represents a tape or braid of any desirable material and length, adapted to constitute a firm, substantial, pliable, non-elastic backing or re-enforcement for a strip of fur.

B is a narrow strip of fur cut of a width slightly greater than that of the tape or braid A. For long pieces of trimming several such fur strips are sewed or united together end to end. One edge of the hair side of the fur strip is laid upon or against the edge of the piece of tape, and the two are stitched together, (see Figs. 1 and 4,) this stitching be-

ing rapidly accomplished upon a machine. The fur strip is then folded over upon the tape with its flesh side against the same, (see Fig. 2,) and its edge, being doubled in, (see Fig. 5,) is united to the tape, preferably by hand-stitching. A continuous narrow, flexible strip of fur is thus produced of any desired length, presenting neat, finished edges, and which, by reason of its re-enforcing core or body of tape or braid, is very strong and pliable, and is ready for attachment to the garment as a trimming therefor, in the many ways which suggest themselves to artisans of skill and taste.

This handsome fur trimming is manufactured at a comparatively low cost, for one hundred and eight running yards of the trimming can be produced out of one square foot of fur, while the labor involved in the manufacture is comparatively small.

I am aware that elastic fur cuffs, muffs, &c., consisting of a strip of elastic, woven, shirred goods attached while under tension to a strip of fur, the ends being united to form a band, have long been in use; but these elastic bands are wholly inapplicable and useless for the trimming of garments or the formation of ornamental designs thereon, as is the case with my improved fur tape, while my fur tape, on the other hand, will not perform the functions and is not adapted to the purpose of an elastic cuff or muff.

I claim as my invention—

As a new article of manufacture, a fur pipe-trimming constructed of a facing of fur backed by a narrower non-elastic strip of textile material, substantially as herein set forth.

In testimony whereof I have signed my name to this specification in the presence of two subscribing witnesses.

ADOLPH MOLNÁR.

Witnesses:

E. RUMKE,
A. W. STEIGER.