

(No Model.)

M. KUEHN.
FASTENING FOR SHOES.

No. 304,009.

Patented Aug. 26, 1884.

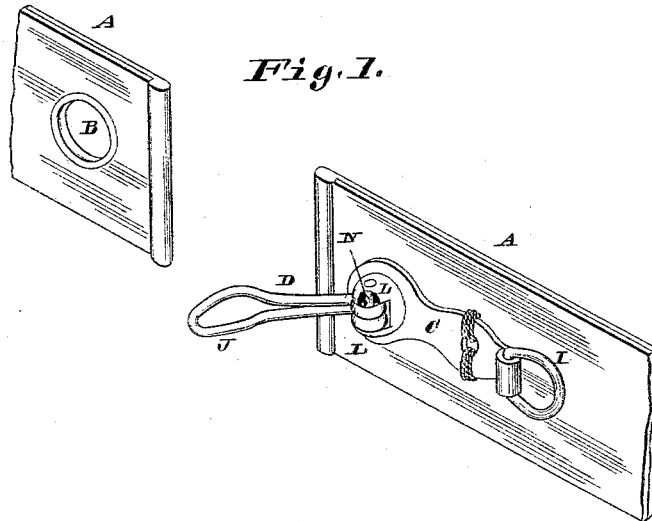


Fig. 1.

Fig. 2.

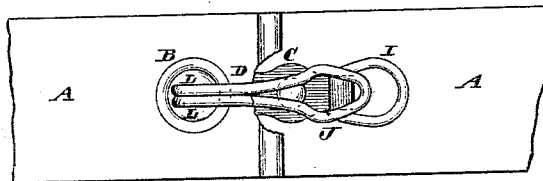
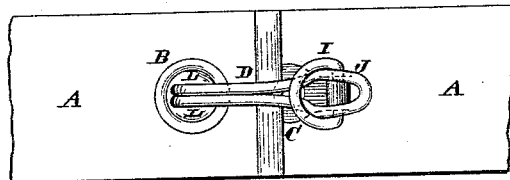


Fig. 3.



Attest:
Charles Rohles
Geo. Wheelock

Inventor:
Michel Kuehn
By Knight Bros
attys

UNITED STATES PATENT OFFICE.

MICHEL KUEHN, OF ST. LOUIS, MISSOURI, ASSIGNOR OF ONE HALF TO
BRECKENRIDGE MOREHEAD, OF SAME PLACE.

FASTENING FOR SHOES.

SPECIFICATION forming part of Letters Patent No. 304,009, dated August 26, 1884.

Application filed May 6, 1884. (No model.)

To all whom it may concern:

Be it known that I, MICHEL KUEHN, of the city of St. Louis, in the State of Missouri, have invented a certain new and useful Improvement in Fastenings for Shoes, &c., of which the following is a full, clear, and exact description, reference being had to the accompanying drawings, forming part of this specification, and in which—

Figure 1 is a perspective view showing the parts disconnected. Fig. 2 is an outside view showing the parts connected, but the loop not engaged with the lever; and Fig. 3 is a similar view with the lever engaged by the loop.

My invention relates to those fastenings for shoes, gloves, and similar articles in which a lever or clasp on one side of the article is engaged with a loop or eye on the other side of the article; and my invention consists in features of novelty hereinafter fully described, and pointed out in the claim.

Referring to the drawings, A represents the two parts of the shoe or other article to be secured together. In one part is an eyelet, B, and on the other part is the fastening secured by stitches, as shown in Fig. 1, or by one or more rivets. (See Fig. 2.) It consists of a body, C, a lever, D, and a loop, I. The body

is secured to the article and the lever and loop are hinged to the body. The former has an eye or open end, J, which fits between lugs or projections L on the body, and through which passes a connecting pin or pintle, N. The lever is made of a piece of wire bent to form the eye J and a spring wedge-shaped head at its outer end.

In fastening the two parts of the article together the lever is inserted through the eyelet B and turned over or down upon the body, as shown in Figs. 2 and 3, and is then engaged by the loop, which is pressed over its head, as shown in Fig. 3. The wedge-shaped head springs together as the loop is pressed over it, and as the loop passes the largest part of the head, it will not be liable to be accidentally disengaged from the head.

I claim as my invention—

In a fastening device for shoes, &c., the lever D, jointed to its base and provided with spring-arms adapted to form a locking device when co-operating with the end loop, I.

MICHEL KUEHN.

Witnesses:

SAML. KNIGHT,
GEO. H. KNIGHT.