

(No Model.)

A. BROWN.

DEVICE FOR HOLDING, CUTTING, AND STAMPING WRAPPER PAPER.

No. 304,068.

Patented Aug. 26, 1884.

Fig-1.

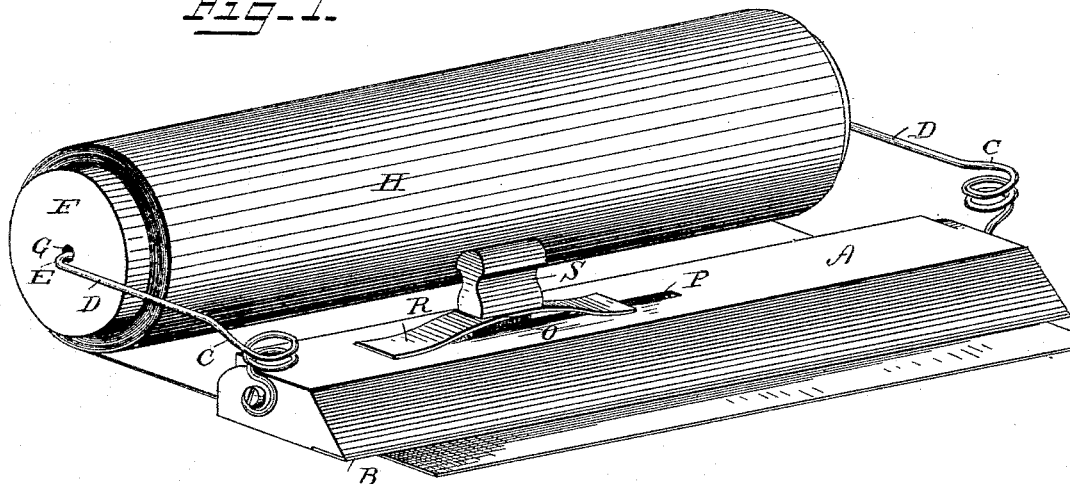


Fig-2.

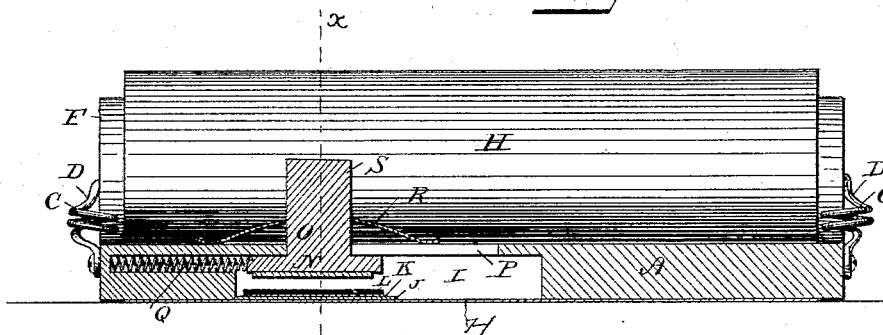


Fig-3.

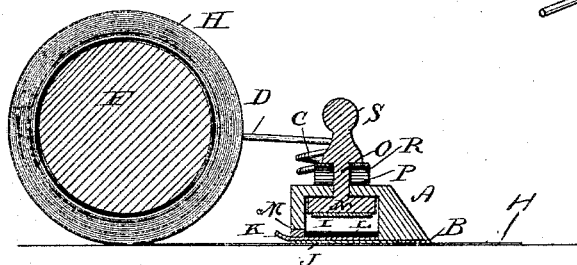
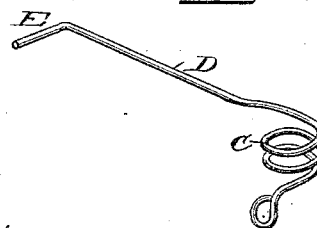


Fig-4.



WITNESSES

F. L. Orvand
E. G. Siggers

Albat Brown,
INVENTOR
by C. A. Snow,

Attorneys

UNITED STATES PATENT OFFICE.

ALBERT BROWN, OF MENDOCINO, CALIFORNIA.

DEVICE FOR HOLDING, CUTTING, AND STAMPING WRAPPER-PAPER.

SPECIFICATION forming part of Letters Patent No. 304,068, dated August 26, 1884.

Application filed October 10, 1883. (No model.)

To all whom it may concern:

Be it known that I, ALBERT BROWN, a citizen of the United States, residing at Mendocino, in the county of Mendocino and State of California, have invented a new and useful Device for Holding, Cutting, and Stamping Wrapping-Paper, of which the following is a specification, reference being had to the accompanying drawings.

This invention relates to an improved device for holding and cutting rolled wrapping-paper, and for stamping the same, while in the act of being cut into sheets, with some suitable advertisement or device; and the invention consists in the improved construction and arrangement of parts which will be hereinafter fully described, and particularly pointed out in the claims.

In the drawings hereto annexed, Figure 1 is a perspective view. Fig. 2 is a transverse sectional view taken through the cutter. Fig. 3 is a sectional view on the line *xx* in Fig. 2, and Fig. 4 is a detail view.

The same letters refer to the same parts in all the figures.

A in the drawings designates the cutter, which consists of a straight rule, made of wood, metal, or of wood provided with a metallic edge, as shown at B. Other material may, however, be used in the construction of the said part without departing from my invention.

To the ends of the cutter A are attached, securely, a pair of horizontal coiled springs, C C, having rearwardly-extending arms D D, the rear ends of which are provided with lateral inwardly-extending hooks or prongs E E.

F is a roller provided at its ends with recesses or openings G, to receive the projecting hooks E, upon which the said roller is thus journaled. The hooks or prongs are held securely in their bearings by the tension of the coiled springs C. Upon the said roller is wound a roll, H, of wrapping-paper, the end of which extends forwardly under the cutter A. It will be seen that when the said end is drawn forward for the purpose of cutting off a sheet the weight of the roll upon the counter or table, where the device is placed for operation, will prevent it from being unwound too fast, while in order to cut or tear off a sheet when one of the desired size has been drawn out it is only

necessary to press the rule A down with one hand, while with the other the sheet is torn off. The under side of the rule or cutter A is provided with a recess, I, which is partly covered by a plate, J, above which a slide, K, having an inking-pad, L, may be inserted through a slot, M, in the rear side of the cutter or rule, as shown.

N is a suitable impression-stamp arranged above the inking-pad, and mounted upon a stem or shank, O, which slides in a slot, P, in the upper side of the cutter. The stamp N is retained in position above the inking-pad by means of a suitable retracting-spring, Q. A flat spring, R, is arranged upon the stem O of the stamp under the head S of the latter, whereby the said stamp is forced in an upward direction, while by a slight pressure upon the head of the same it may be forced downwardly in contact with the wrapping-paper when the said stamp has been moved laterally, so as to bring it over the open portion of the slot or recess I. When the stamp is retracted, it may be reinked by simply pressing downwardly upon the head S.

From the foregoing description, taken in connection with the drawings hereto annexed, the operation and advantages of this invention will be readily understood. It is simple, convenient, and easily manipulated.

In a pending application for an improvement in paper cutters and stampers, filed February 6, 1884, Serial No. 119,942, I have shown and claimed, in combination with a cutter provided with a recess upon its under side and a longitudinal slot in its top, a block carrying a stamp on its under side, and having a handle passing through the slot, and having its upper end provided with a head, and a spring mounted on said handle, the ends of said spring resting on the upper side of the cutter. A similar construction is shown in this application; but I do not specifically claim it herein.

Having thus described my invention, I claim and desire to secure by Letters Patent of the United States—

1. In a holder and cutter for rolled wrapping-paper, the combination of a straight rule or cutter, vertical coiled springs attached to the ends of the same, and having rearwardly-extending arms provided with lateral inward-

ly-extending prongs or hooks, and a roller provided at its ends with bearings for the said hooks, substantially as set forth.

2. In a holder and cutter for rolled wrapping-paper, the combination, with the straight rule or cutter, of an advertising-stamp arranged to slide laterally and vertically in a recess in the said cutter, and a suitable inking device for the said stamp, substantially as set forth.

3. In a holder and cutter for rolled wrapping-paper, the combination of the straight rule or cutter having a recess in its under side, a plate partly covering the said recess, an inking-slide arranged above the said plate, a stamp arranged above the said inking-slide and adapted to be moved laterally from over the same, a retracting-spring, and a spring arranged to force the said stamp in an upward direction, substantially as set forth.

4. In a holder and cutter for rolled wrapping-paper, the combination of the straight rule or cutter having a recess in its under side and a slot in its top, a printing-stamp mounted upon a stem adapted to slide laterally and vertically in the said slot, a retracting-spring for the said stamp, a suitable inking-pad, and a spring arranged upon the stem of the stamp, under the head on the latter, and adapted to force the same in an upward direction, as set forth.

In testimony that I claim the foregoing as my own I have hereto affixed my signature in presence of two witnesses.

ALBERT BROWN.

Witnesses:

EUGENE BROWN,
A. DE MCGIBBON.