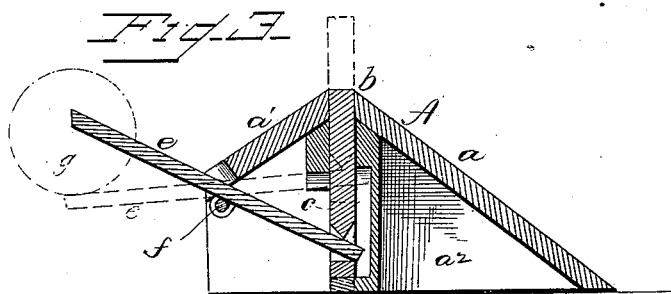
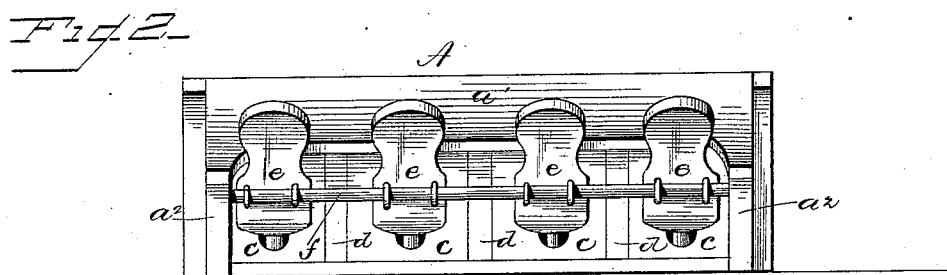
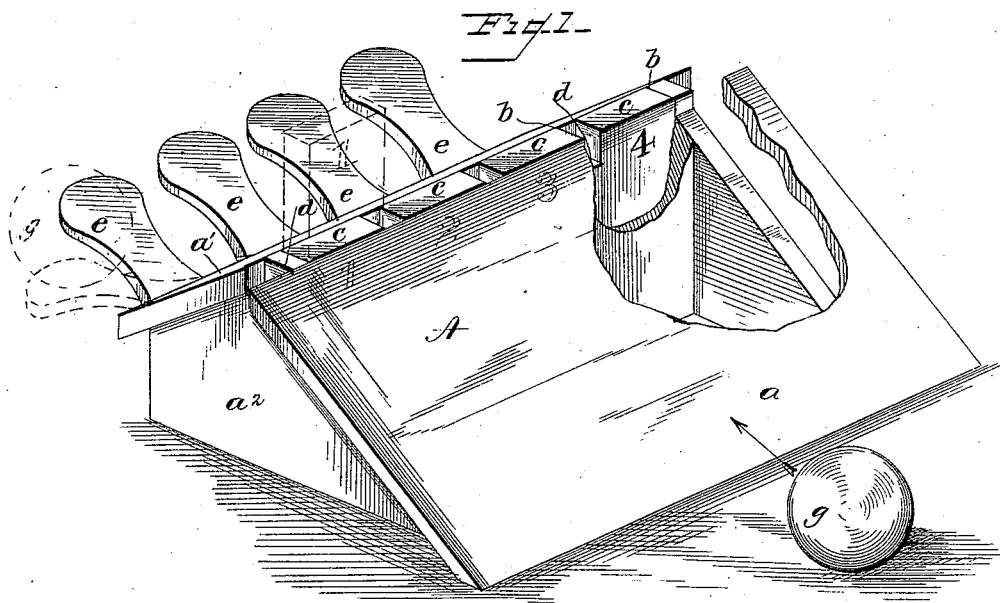


(No Model.)

W. E. WISE.
GAME APPARATUS.

No. 304,286.

Patented Aug. 26, 1884.



WITNESSES
F. L. Ourand
W. A. James

INVENTOR
Wm. Ellis Wise
L. Deane
his Attorney

UNITED STATES PATENT OFFICE.

W. ELLIS WISE, OF WILLIAMSPORT, PENNSYLVANIA.

GAME APPARATUS.

SPECIFICATION forming part of Letters Patent No. 304,286, dated August 26, 1884.

Application filed June 24, 1884. (No model.)

To all whom it may concern:

Be it known that I, WILLIAM E. WISE, a citizen of the United States, residing at Williamsport, in the county of Lycoming and State of Pennsylvania, have invented certain new and useful Improvements in Games, of which the following is a specification, reference being had therein to the accompanying drawings.

Figure 1 is a perspective view of this device.
10 Fig. 2 is a detail in rear elevation, showing the construction of the operative parts. Fig. 3 is a vertical central section of Fig. 1.

This invention relates to the class of games, and the peculiarities and novelties covered by it will be fully understood by reference to the
15 following description and claims.

In the drawings, A denotes a game board or device adapted to be placed on a floor or any level surface. It has an inclined front piece, 20 *a*, which comes down at the lower end about flush with the floor, and extends upward to the apex of the device. At the rear is a piece, *a'*, inclined in the opposite direction, and which is very much narrower than the front
25 piece, and extends from the apex down only part way to the floor. These two pieces are suitably secured to side pieces, *a*², or in any other convenient way held permanently in position.

30 Between the upper ends or edges of the front and rear pieces, *a* and *a'*, is a narrow slot or open space, *b*, in which any of the indicators *c* can move up or down when operated, as will be hereinafter explained. These indicators
35 are flat strips or pieces of wood placed vertically in the guideways *d* under said space *b*. To their lower ends are hinged or otherwise suitably attached the levers *e*, which levers are fulcrumed on the horizontal rod *f*, passing
40 from side to side *a*² of the frame. The outer ends of the levers extend beyond the lower end of the rear piece, *a'*. On the front faces

of each of the indicators is placed a numeral or any suitable mark or token, so that the series may show a system of different values. 45

The mode of using this device is as follows: It is placed on the floor or any suitable level surface with the front to the player. This person rolls a ball, *g*, so that it shall go up the inclined front piece, over the apex, and down 50 the rear piece. When the ball reaches the lower edge of this piece, it will strike on the end of one of the levers with sufficient force to tilt it, and then drop to the floor. In tilting the lever the indicator attached to it is
55 thrown up and displays the numeral or token on its front face.

The game is to be played by two or more persons. A tally of the different numerals or tokens is kept by each, and the one having 60 the largest aggregate at the end of a given number of rolls of the ball is held to be the winner. This is one method of using this game; but it can be used in many other ways not necessary now to enumerate. 65

Having now described my invention, what I claim as new, and desire to secure by Letters Patent, is—

1. A game-board having inclined front and rear pieces, as described, and provided with 70 movable indicators vertically operating in a space between said front and rear pieces, substantially as set forth.

2. In a game-board, the combination of the inclined front and rear pieces, *a* and *a'*, having 75 a space or opening, *b*, between their upper ends, the vertically-movable indicators *c*, and levers *e*, substantially as described.

In testimony whereof I affix my signature in presence of two witnesses.

W. ELLIS WISE.

Witnesses:

THOMAS W. LLOYD,
W. A. CLINEFELTER.