

(No Model.)

2 Sheets—Sheet 1.

R. M. DORSEY.

SAW CLEANER FOR COTTON GINS.

No. 304,304.

Patented Sept. 2, 1884.

Fig. 1 -

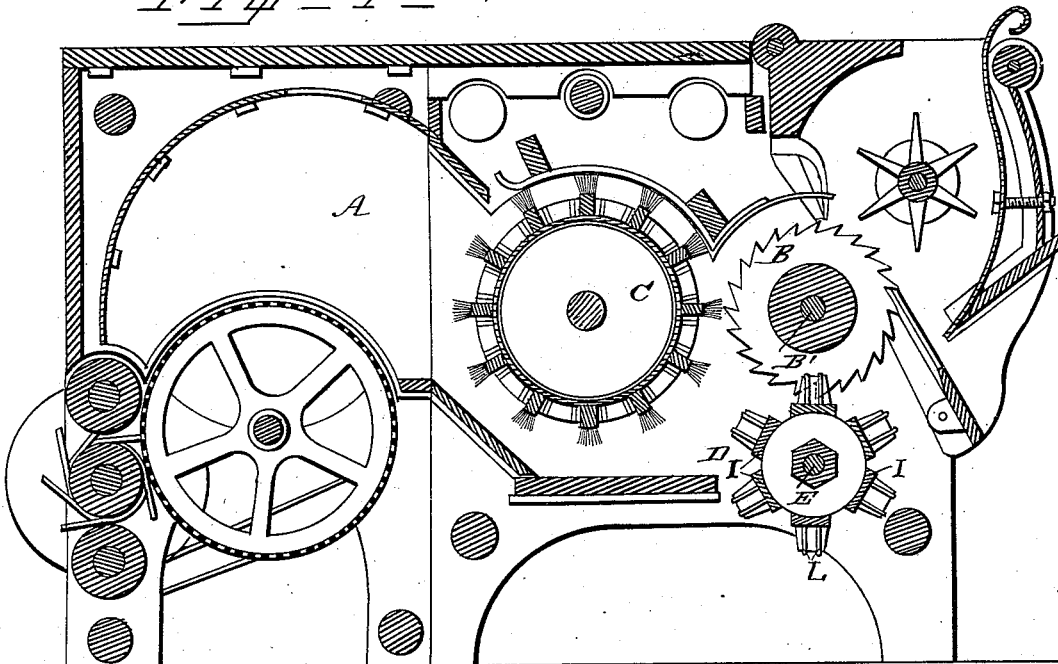
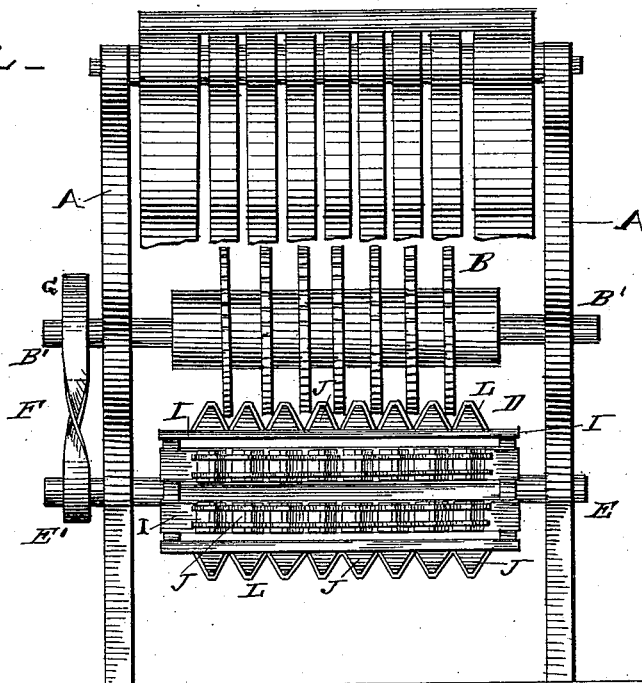


Fig. 2 -



WITNESSES:

Fred. S. Dietrich
J. Fred. Reilly

INVENTOR.

Russell M. Dorsey
By Louis Bagger & Co.
ATTORNEYS.

(No Model.)

2 Sheets—Sheet 2.

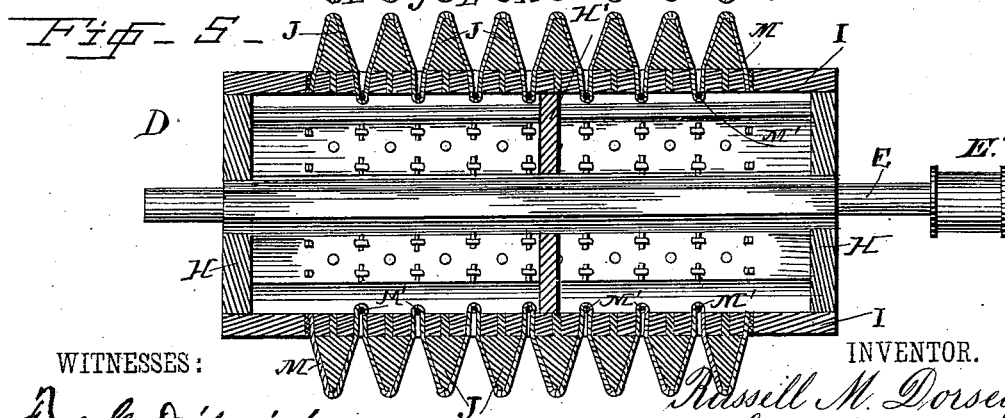
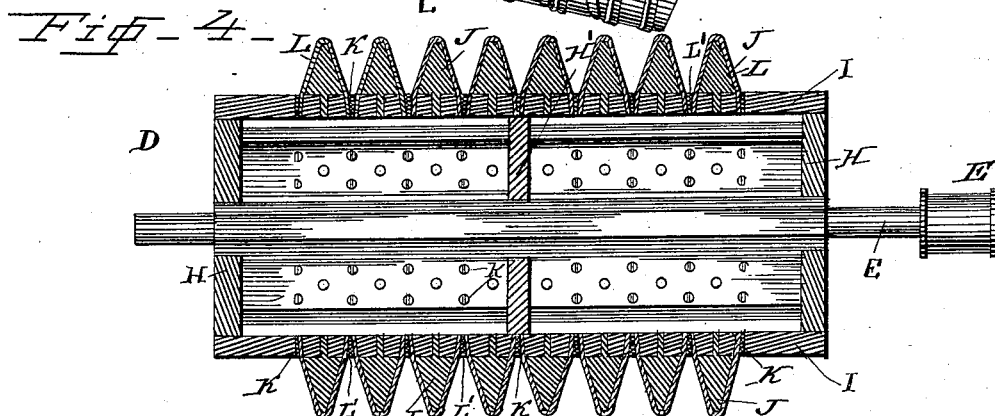
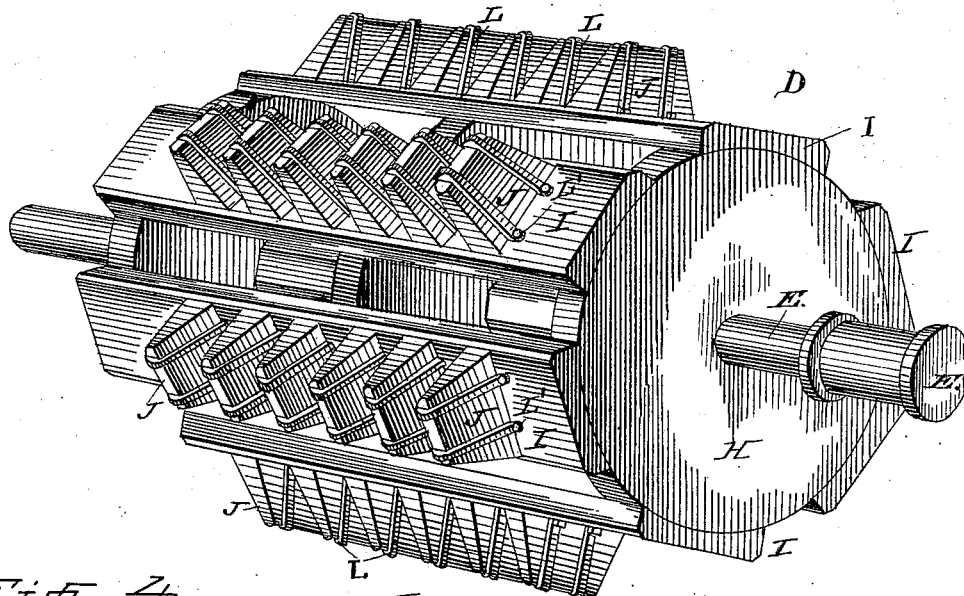
R. M. DORSEY.

SAW CLEANER FOR COTTON GINS.

No. 304,304.

Patented Sept. 2, 1884.

Fig-3-



WITNESSES:

Fred. S. Dieterich
J. Fred. Reitz

INVENTOR.

Russell M. Dorsey
By *Louis Bagger & Co.*
ATTORNEYS.

UNITED STATES PATENT OFFICE.

RUSSEL M. DORSEY, OF ALPINE, GEORGIA.

SAW-CLEANER FOR COTTON-GINS.

SPECIFICATION forming part of Letters Patent No. 304,304, dated September 2, 1884.

Application filed December 31, 1883. (No model.)

To all whom it may concern:

Be it known that I, RUSSEL M. DORSEY, a citizen of the United States, and a resident of Alpine, in the county of Chattooga and State of Georgia, have invented certain new and useful Improvements in Saw-Cleaners for Cotton-Gins; and I do hereby declare that the following is a full, clear, and exact description of the invention, which will enable others skilled in the art to which it appertains to make and use the same, reference being had to the accompanying drawings, which form a part of this specification, and in which—

Figure 1 is a longitudinal vertical sectional view of a cotton-gin of ordinary construction, in which my improved saw-cleaner for cotton-gins is secured in its operative position. Fig. 2 is an end view of the same, with the end of the outer casing of the cotton-gin broken away. Fig. 3 is a perspective detail view of the saw-cleaner. Fig. 4 is a longitudinal sectional view of the same; and Fig. 5 is a longitudinal sectional view of a modification of my invention.

Similar letters of reference indicate corresponding parts in all the figures.

My invention relates to devices for clearing or cleaning the teeth of cotton-gin saws from the gum or deposit which collects upon the said teeth when in operation; and it consists in the improved construction of a device of the above-mentioned class, as will be herein-after more fully described and claimed.

In the accompanying drawings, A represents the frame or outer casing of the cotton-gin, B the saws, and C the rotating brush-cylinder, the saws B being secured upon their drive-shaft B' in the usual manner. The cotton-gin illustrated in the accompanying drawings, and of which the above-mentioned devices form a part, is old and forms no part of my invention, being merely introduced for the purpose of illustrating the operative position of my improved saw-cleaner.

D indicates the saw-cleaner, which consists of the central shaft, E, the extremities of which work in suitable journal-boxes in the sides of the outer frame or casing, A, one of the said ends being provided with a pulley-wheel, E', through which a rotary motion is

communicated to the saw-cleaner from an endless belt, F, passing around a band-wheel, G, on the end of the saw-shaft, the pulley-wheel or band-wheel E' being preferably only about one-fourth of the diameter of the band-wheel G, by which arrangement the saw-cleaner is caused to revolve four times as rapidly as the saws, as will be readily understood.

H indicates the end pieces or disks, and H' the central disk, which support the longitudinal slats I of the saw-cleaner. Upon the outer surface of these slats are rigidly secured the transverse blocks J, wedge-shaped in section, the slats being further provided with apertures K upon either side of the blocks J.

L represents the clearing or cleaning pads, which may consist either of a series of strips of leather or other suitable material, curved around the blocks J, and having their ends firmly secured in the holes K by means of small wedges L', as clearly shown in Fig. 4 of the drawings, or of a single strip, M, of leather or other suitable material curved over the tops of the blocks J, in the manner shown, and having their doubled or loop portions, which extend down through the apertures, secured by means of pins M', as shown in the modification Fig. 5.

From the foregoing description, taken in connection with the accompanying drawings, the construction of my improved saw-cleaner for cotton-gins will readily be understood without requiring further explanation. The saw-cleaner is revolved by the endless belt F in the same direction as the saws of the gin, and, as previously stated, about four times as fast.

By the use of my improved saw-cleaner the saws are always kept perfectly free from gum, and any quantity of wet cotton may be ginned without having to stop to clean the saws, as would otherwise be the case, thereby effecting a great saving in time.

It will also be seen that my improvement is simple in construction, and is therefore not liable to break or get out of order.

It is obvious that I do not confine myself to the exact position or location in which the saw-

cleaner is to be secured in the cotton-gin, as that would necessarily vary with the form of gin used.

5 Having thus described my invention, I claim and desire to secure by Letters Patent of the United States—

10 A saw-cleaner for cotton-gins, comprising a central shaft, two or more disks secured upon the said shaft, a series of slats supported and secured upon the peripheries of the said disks, having a series of blocks secured upon their outer faces, and provided with a series of apertures arranged upon either side of the said blocks, and a series of pads consisting of strips

of leather or other suitable material extending 15 across the tops and sides of the said blocks, and secured or held in the apertures of the said slats, constructed and arranged to operate substantially in the manner and for the purpose shown and described. 20

In testimony that I claim the foregoing as my own I have hereunto affixed my signature in presence of two witnesses.

RUSSEL M. DORSEY.

Witnesses:

WILLIAM H. MATHIS,
JOHN TAYLOR.