

(No Model.)

E. NORTON.

PAINT CAN.

No. 304,350.

Patented Sept. 2, 1884.

Fig 1.

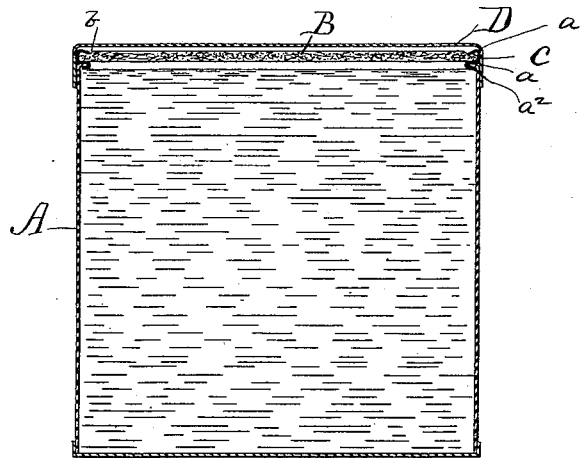


Fig 2.

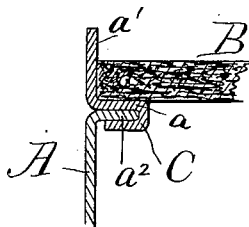
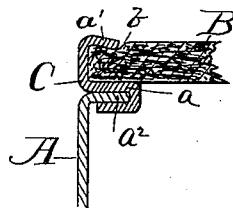


Fig 3.



Witnesses:

Taylor C. Brown
H. W. Munday,

Inventor:

Edwin Norton
By Munday, Evans & Adcock

his Attorneys:

UNITED STATES PATENT OFFICE.

EDWIN NORTON, OF CHICAGO, ILLINOIS, ASSIGNOR TO HIMSELF AND OLIVER W. NORTON, OF SAME PLACE.

PAINT-CAN.

SPECIFICATION forming part of Letters Patent No. 304,350, dated September 2, 1884.

Application filed March 24, 1884. (No model.)

To all whom it may concern:

Be it known that I, EDWIN NORTON, a citizen of the United States, residing in Chicago, in the county of Cook and State of Illinois, have invented a new and useful Improvement in Paint-Cans, of which the following is a specification.

This invention relates to improvements in cans for holding liquid paints or other like materials, the covers of which are designed to be closed or secured on the can by a liquid-tight seam after the can is filled; and the invention consists in a sheet-metal can-body, provided with an interior shoulder or support formed by folding the lower edge of a seamless ring over an inturned flange on the can-body, upon which shoulder a cover made of pasteboard or other like flexible material rests, and is secured by folding the top edge of the sheet-metal ring down upon the same, the interior shoulder affording a support for the cover against the action of the seaming roller or tool, so that the flange may be embedded or pressed into the flexible material of the cover, and thus form a liquid-tight joint. By reason of this interior shoulder, which offers a support for the cover and a bearing for the seaming-tool to act against while the flange is being turned or folded down upon the cover, I am enabled to close the can after it is filled by means of a paper or pasteboard cover, which considerably lessens the cost of the can, as such material is much cheaper than tin. It can also be very readily cut out when the can is to be opened. A slip cover is provided to protect this flexible cover during transportation. The paper or pasteboard is made impervious to liquid by treating it with any of the ordinary preparations for this purpose.

In the accompanying drawings, which form a part of this specification, and in which similar letters of reference indicate like parts, Figure 1 is a sectional view of a can embodying my invention. Fig. 2 is a detail sectional view enlarged, showing the cover before it is seamed or closed upon the can; and Fig. 3 is a similar view showing the seam closed.

In the drawings, A represents the sheet-

metal can-body; and B a cover made of paper, pasteboard, veneer, or other like flexible material, into which the sheet-metal flange may be slightly embedded, so as to form a tight joint. The can-body A is provided with an interior support, *a*, upon which the edge of the cover rests, and against which the seaming roller or tool may press in folding or turning the flange *a'* down upon the cover after the can is filled. This shoulder *a* may preferably be formed by turning an interior flange, *a*², upon the can-body A, and then folding over this the lower edge of a seamless ring, C, so as to form a shoulder or support composed of three thicknesses of tin. This seamless ring is of course soldered to the can-body, and its upper edge constitutes the flange *a'*, which is folded down upon the pasteboard cover B and dented into the same to make a tight joint.

D represents a slip-cover to be applied to the can after it is filled and the flexible cover has been secured thereon, for the purpose of protecting said cover.

The can is first made with the flange *a'* projecting vertically, as shown in Fig. 2. After the can is filled, the pasteboard cover B is then applied, and then the flange *a'* is simply folded over upon the cover, as shown in Figs. 1 and 3, by any suitable seaming-tool.

It will be observed that the flange *a'* forms an indentation, *b*, in the flexible cover, which not only serves to secure the cover more rigidly in place, but to make a very tight joint.

I claim—

The combination of can-body A, provided with interior flange, *a*², seamless ring C, folded at its lower edge over said flange *a*², and pasteboard or other flexible cover, B, resting upon the interior support formed by said interior seamless ring, and secured to the can by the flange *a'*, folded over the same, substantially as specified.

EDWIN NORTON.

Witnesses:

H. M. MUNDAY,
TAYLOR E. BROWN.