

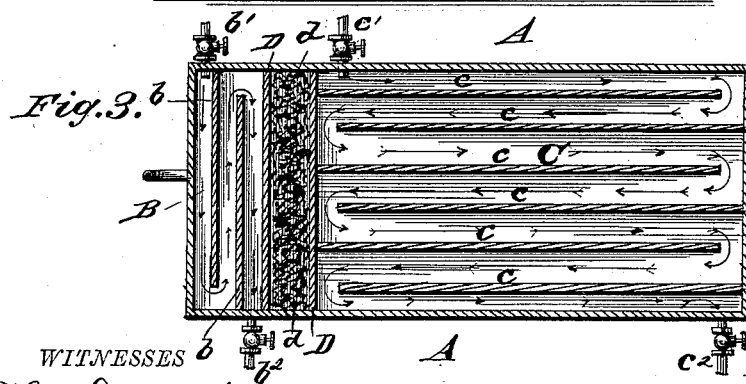
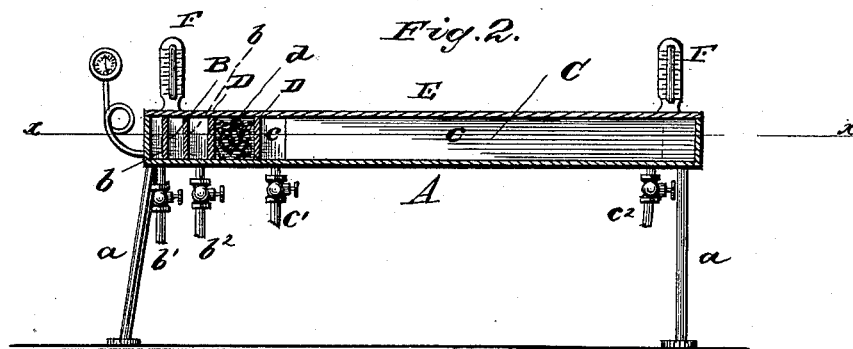

(No Model.)

J. W. & W. P. KIRCHHOFF.

CANDY ROLLING TABLE.

No. 304,655.

Patented Sept. 2, 1884.



WITNESSES

Phil. Dietrich.

Geo. B. Edwards

INVENTORS.

Wm. O. Kirchhoff

Geo. W. Kirchhoff

By J. O. McIlwain, Attorney

UNITED STATES PATENT OFFICE.

JAMES W. KIRCHHOFF AND WILLIAM P. KIRCHHOFF, OF NEW ORLEANS,
LOUISIANA.

CANDY-ROLLING TABLE.

SPECIFICATION forming part of Letters Patent No. 304,655, dated September 2, 1884.

Application filed June 7, 1884. (No model.)

To all whom it may concern:

Be it known that we, JAMES W. KIRCHHOFF and WILLIAM P. KIRCHHOFF, of New Orleans, in the parish of Orleans and State of Louisiana, have invented certain new and useful Improvements in Candy-Rolling Tables; and we do hereby declare the following to be a full, clear, and exact description of the invention, such as will enable others skilled in the art to which it pertains to make and use the same.

Our invention relates to tables adapted for use in rolling candy during the manufacture thereof.

The object of the invention is to provide a table of this character which shall contain both a heating and a cooling chamber.

The invention consists in a table provided with a heating and a cooling chamber suitably separated.

The invention further consists in a table formed with a heating and a cooling chamber divided by a filled partition, and in the details of construction and combinations of parts hereinafter fully described, and pointed out in the claims.

In the drawings, Figure 1 represents in perspective a table constructed in accordance with our invention. Fig. 2 is a longitudinal vertical section of the same; and Fig. 3 is a horizontal section of the table, taken on the line *x x* of Fig. 2.

A represents a shallow pan, preferably of rectangular form, supported upon legs *a*. This pan A is divided into two compartments or chambers, B and C, by a double partition, D D, which latter is filled with charcoal, sawdust, or any other good non-conductor of heat, *d*. As shown in the drawings, the filled partition D D is preferably located near one end of the pan A, so that the compartment B is of much smaller dimensions than the other compartment. Within the chamber B are arranged any desired number of "baffle-plates," *b*, the same being transversely arranged parallel with the ends of the table and attached alternately at opposite ends to the sides of the

pan, to permit the circulation of hot air, hot water, or steam, as shown by arrows. This heating-chamber B is provided with a suitable inlet pipe and cock, *b'*, and an outlet pipe and cock, *b''*. The chamber C is provided with a series of longitudinal baffle-plates, *c*, alternately secured at opposite ends to the end of the pan A and to the adjacent side of the partition D D. These plates *c* permit a circulation of cold water or air within the pan. The chamber C is also provided with an inlet pipe and cock, *c'*, and an outlet pipe and cock, *c''*.

E represents the top of the table, securely riveted or otherwise secured in an air-tight manner upon the pan A, and completing the construction of the table.

It will be apparent that by the construction thus described the heating of one end of the table is insured, while the remainder of the latter is cooled, to facilitate the rolling and manipulation of the candy.

Each compartment B and C is provided with a thermometer, F.

Having fully described our invention, what we claim as new, and desire to secure by Letters Patent, is—

1. A candy-rolling table divided into compartments, and provided with appliances for heating and cooling, substantially as described.

2. A candy-rolling table divided into a heating and a cooling chamber by a double filled partition, substantially as described.

3. A candy-rolling table consisting of the combination, with a pan divided into a heating-chamber and a cooling-chamber by means of a filled partition, of baffle-plates arranged substantially as described, inlet and outlet pipes, and an air-tight cover, substantially as set forth.

In testimony whereof we have signed this specification in the presence of two subscribing witnesses.

JAS. W. KIRCHHOFF.
W. P. KIRCHHOFF.

Witnesses:

S. N. SEESKIND,
J. BENDEMAN.