

(No Model.)

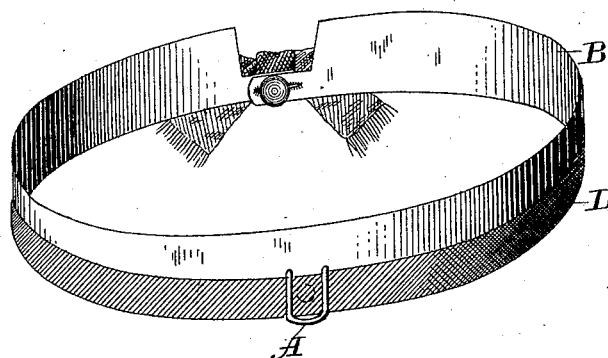
J. N. PROESCHEL.

CRAVAT HOLDER.


No. 304,663.

Patented Sept. 2, 1884.


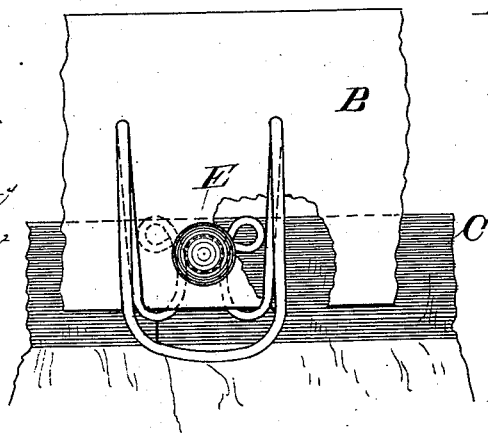
*Fig. 1.*



*Fig. 3.*



*Fig. 2.*



Witnesses:

E. G. G. G.  
H. J. G. G.

Inventor:

Julius N. Proeschel  
By J. H. Underwood  
Attorneys.

# UNITED STATES PATENT OFFICE

JULIUS N. PROESCHEL, OF MILWAUKEE, WISCONSIN.

## CRAVAT-HOLDER.

SPECIFICATION forming part of Letters Patent No. 304,663, dated September 2, 1884.

Application filed May 10, 1884. (No model.)

*To all whom it may concern:*

Be it known that I, JULIUS N. PROESCHEL, of Milwaukee, in the county of Milwaukee, and in the State of Wisconsin, have invented certain new and useful Improvements in Necktie or Cravat Fasteners; and I do hereby declare that the following is a full, clear, and exact description thereof.

My invention relates to devices for fastening neckties or cravats in place upon the collar; and it consists in certain peculiarities of construction, as will be more fully set forth hereinafter.

In the drawings, Figure 1 is a perspective view of a collar and necktie with my invention in place. Fig. 2 is a front view of my device in place on the collar-stud, with the necktie omitted to better illustrate the operation of the device with relation to the collar and shirt-band, portions of which are illustrated in said figure. Fig. 3 is a front elevation, and Fig. 4 a side elevation, of my device.

A represents the necktie-holder, and will be described in detail hereinafter. B is a shirt-collar; C, the neckband of a shirt. D is a necktie, and E a collar-stud at the rear of the neckband and collar, as in common use. The fastener A consists of an elastic or spring-wire body, bent as shown in Figs. 3 and 4—that is, starting from the base or lowest part, *a*, the two ends of the wire are bent at *a'* *a'*, and thence upward to the points *a''* *a''*, (forming the arms *a''* *a''* thereby,) and thence bent downward in nearly or quite straight lines (forming the arms *a'* *a'*) to the points *a'''* *a'''*, and then bent inward toward the center and upward, forming the arms *a''* *a''*, (which project or flare back, as shown in Fig. 4,) and these arms have their ends rounded or curled in, as shown at *a''* *a''*. Between the arms *a''* *a''* and *a'* *a'* there is left a slight space, *d*, to receive the necktie D, while the lower edge of the collar B rests in the space *b* between the arms *a'* *a'* and the flaring arms *a''* *a''*, and the latter arms have a slight space, *c*, between them, at their nearest points, to receive the shank of the collar-stud E, embraced by said arms *a''* *a''*.

The operation of my device will be readily understood from the foregoing description of its construction. The necktie D is slipped up in the space *d* between the arms *a''* *a''* and *a'* *a'*, which form elastic clips to keep it in place,

(although, if desired, the necktie may be made fast to these arms, as by stitches; but this is not necessary,) and the bends *a''* will prevent the tie from rising in the back, while the elasticity of the arms *a''* *a''* will prevent it from falling downward, the collar B having been buttoned onto the stud E, previously secured to the neckband C of the shirt. The arms *a''* are next slipped up to place, as shown in Fig. 2, preferably between the collar and neckband, so that the base of the collar shall rest in the space *b*, as already described, between the arms *a'* and *a''*, and the said arms *a''* will then embrace the shank of the stud E, as already stated, and these arms possess sufficient elasticity to keep the fastener in place. The necktie is prevented from turning around the neck by the force of the arms *a''* *a''*, and thus the tie is kept in place without any possibility of rising in the rear or slipping down or around.

If preferred, the arms *a''* *a''* may be inserted between the collar and necktie, on the outside of the former, though I prefer the arrangement shown and described, and the rounded or curled ends *a''* *a''* of said arms will prevent any possibility of their catching in either the neckband or the collar, or in the necktie in the last-described arrangement, as might happen if the ends were left sharp or plain.

The material I prefer for my fastener is ordinary metallic wire; but any analogous material possessing the requisite elements of lightness and elasticity may be employed instead.

It is not absolutely necessary that the rearward-extending arms *a''* *a''* should flare, as shown; but this construction is advantageous.

Having thus described my invention, what I claim as new, and desire to secure by Letters Patent, is—

1. A necktie-fastener consisting of a spring-wire body bent back upon itself at each side to form elastic clips, closed at the top, but open at the base to receive a necktie from below, and having the ends of the wire bent up at the center between the side bends to receive and support the base of a collar, substantially as set forth.

2. A necktie-fastener consisting of a spring-wire body bent back upon itself at each side to form elastic clips, closed at the top, but open

at the base to receive a necktie from below, and having the ends of the wire bent up at the center between the side bends to receive and support the base of a collar, and flared back  
5 to embrace between them the stud at the back of a shirt-neckband, substantially as set forth.

3. A necktie-fastener consisting of a continuous strip of elastic wire doubled at  $a^3 a^3$ ,  
and thereby forming elastic clips  $a^2 a^4 a^2 a^4$ ,  
10 and rearward and upward extending arms  $a^6 a^6$ , substantially as set forth.

In testimony that I claim the foregoing I have hereunto set my hand, at Milwaukee, in the county of Milwaukee and State of Wisconsin, in the presence of two witnesses.

JULIUS N. PROESCHEL.

Witnesses:

H. G. UNDERWOOD,  
D. N. KASSON.