

(No Model.)

M. SCHWERIN.
TRAVELING BAG.

No. 304,758.

Patented Sept. 9, 1884.

Fig. 1.




Fig. 2.

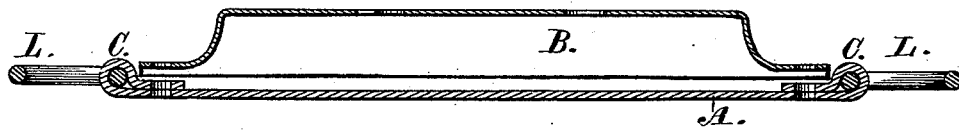


Fig. 3.





Fig. 4.



Witnesses
George H. Bott
Thomas Hunt.

Inventor:
Morris Schwerin
by Joseph H. Martin
Atty.

UNITED STATES PATENT OFFICE.

MORRIS SCHWERIN, OF NEWARK, NEW JERSEY.

TRAVELING-BAG.

SPECIFICATION forming part of Letters Patent No. 304,758, dated September 9, 1884.

Application filed June 19, 1884. (No model.)

To all whom it may concern:

Be it known that I, MORRIS SCHWERIN, a citizen of the United States, residing in the city of Newark, county of Essex, and State of New Jersey, have invented certain new and useful Improvements in Traveling-Bags and Satchels, of which the following is a full, clear, and exact description.

My invention relates to the means of attaching simultaneously the locks and the handle (or other device) to traveling-bags. Its advantages are strength, durability, and neatness, besides cheapness in the material used and in the labor of applying it to the bag.

The ordinary way of attaching handles to bags has been, in the later manufactures, to fasten the handle-rings to the frame separately from the lock. Another method consisted in extending the lock-plate beyond the lock-box and striking up the extended ends so as to form creases or loops, and in these creases the handle-rings were fastened. This method effected a saving in the cost of manufacture, as it required fewer rivets than when the handle-rings were separately fastened, and there was but one piece of finishing to be done. My invention still further reduces the cost of manufacture, in that it requires only one rivet at each end of the plate, and the same rivet secures the handle-rings in place and attaches the rings and lock to the bag, and the surface to be finished is considerably less.

In the drawings, Figure 1 represents one form of my invention, and Figs. 2 and 3 improved and preferable forms.

The lock-plate is in all cases represented by the letter A; the lock-box, which contains the locking apparatus of the bag, by the letter B; the handle-rings, to which the handle is attached, by L L; the rivets by R R; the frame, to which the lock-plate and box are fastened, by F; and the loops, in which the handle-rings are inserted, by C.

Fig. 4 shows the old form of lock-plate. It will be noticed that in this old form the extended ends of the lock-plate are struck up, forming the crease C. In this crease the handle-rings were inserted, and on either side of the handle-rings the plate was riveted to the

frame, thus requiring the use of four rivets. In my invention the ends of the lock-plate are extended and struck up and folded over onto the plate itself, either above or below the ends of the lock-box, as shown in Figs. 1, 2, and 3. By this means both fastening-surfaces, which in the old lock-plate were on either side of the handle-rings, are brought on one side, and one rivet, in one operation, secures the handle-ring to the lock-plate and the entire locking device to the frame. In Fig. 1 the lock-box is shown as struck up so as to leave sufficient depth along the sides to cover the lock-plate and its folded-over ends as far as the loops or bearings C. The lock-box in Fig. 2 is so struck up as to have no extended sides, and the box, instead of inclosing the lock-plate in any way, rests entirely upon it, and at no point at all incloses it. This secures a closer and stronger attachment to the frame, and gives the effect of solidity so desirable in the manufacture of bags at the present day.

Fig. 3 shows the most desirable and preferred form of my invention. The lock-box in Fig. 2 is struck up so as to leave a shoulder projection, which rests on the folded-over end of the lock-plate. In Fig. 3 the lock-box is struck up, with no shoulder or unevenness along its sides, and the ends of the box, whereby it is attached to the plate and frame, are absolutely flat, and are inserted between the top of the lock-plate and its folded-over end, as shown in the figure. This method shows clearly the simple yet effective means of attaching the lock-plate, lock, and box and handle to the bag-frame by the simple use of two rivets or screws, one at each end of the lock-plate.

Having thus described my invention, what I claim is—

1. A lock-plate for traveling-bags and satchels, having its ends folded over on itself, so as to form loops for the handle-rings, substantially as shown and described.

2. A lock-box in traveling-bags and similar articles, having a projecting shoulder or flange, together with and covering the ends of the lock-plate when folded over on itself, substantially as described.

3. The combination, in traveling-bags and similar articles, of a lock-box and a lock-plate which has its ends folded over on itself, so as to form loops for the handle-rings.

5 4. The combination, in traveling-bags and satchels, of a lock-box and a lock-plate which has its ends folded over on itself, so as to form loops for the handle-rings, and whereby the

parts are secured to the bag-frame by a single rivet at each end of the lock-box, substantially as described.

MORRIS SCHWERIN.

Witnesses:

J. E. HINDON HYDE,
THOMAS HUNT.