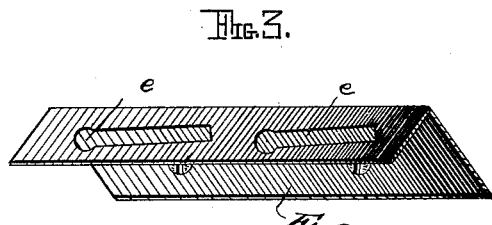
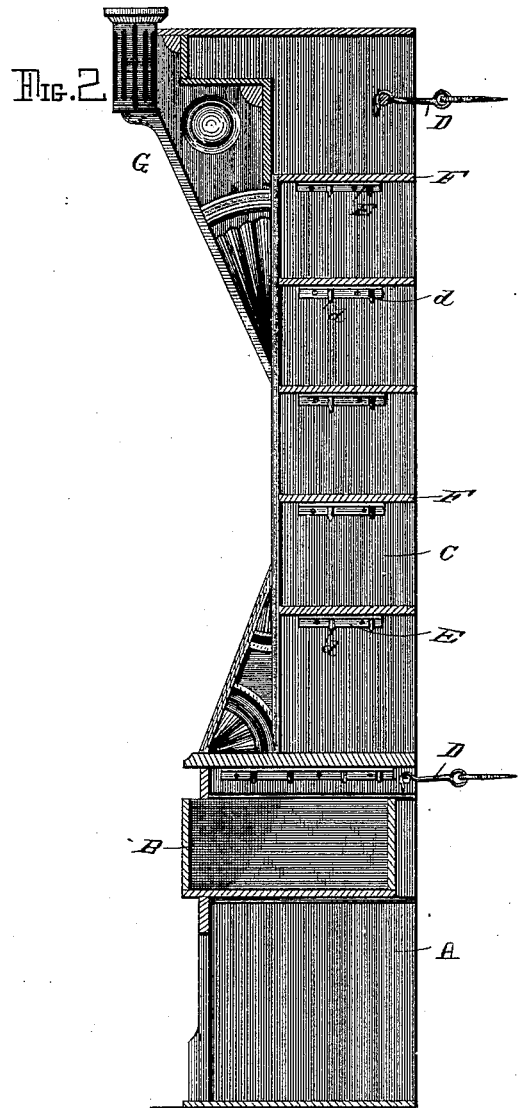
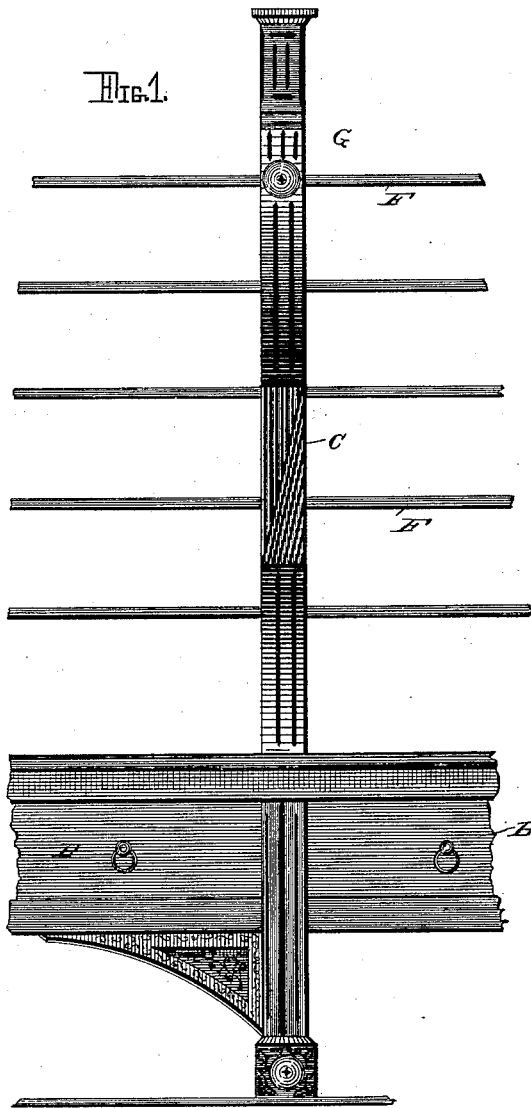


(No Model.)

W. L. JONES.  
SHELVING.

No. 305,008.

Patented Sept. 9, 1884.



WITNESSES

*Wm. Sheen*  
*John McMill*

INVENTOR  
*William L. Jones*  
*By Myself*

Attorneys,

# UNITED STATES PATENT OFFICE.

WILLIAM L. JONES, OF HOLLY SPRINGS, MISSISSIPPI, ASSIGNOR OF ONE-HALF TO JAMES F. FANT, OF SAME PLACE.

## SHELVING.

SPECIFICATION forming part of Letters Patent No. 305,008, dated September 9, 1884

Application filed July 15, 1884. (No model.)

*To all whom it may concern:*

Be it known that I, W. L. JONES, a citizen of the United States of America, residing at Holly Springs, in the county of Marshall and State of Mississippi, have invented certain new and useful Improvements in Shelving, of which the following is a specification, reference being had therein to the accompanying drawings.

This invention has for its object to provide portable shelving for business establishments, libraries, and offices, or for other localities where such is needed, which has the advantage over fixed shelving of being adapted to be readily and hastily removed in the event of a conflagration or fire, besides being capable of convenient removal from place to place, as would be desirable where the "fixtures" of a store are valuable and highly ornamental and heavily entablatured, as is the case with many fine business houses or establishments; and the invention consists of the construction and disposition of the parts in sections, and the individual portability of the same, substantially as hereinafter more fully set forth, and pointed out in the claims.

In the accompanying drawings, Figure 1 is a front view of my invention with parts broken away. Fig. 2 is a vertical section of shelving embodying my invention; and Fig. 3 is a detailed view of one of the shelf-brackets or angle-irons.

In the embodiment of my invention I construct the counter-shelf A in any suitable manner, (one way being as shown,) and suitably bracket the same from a base-piece or shelf resting upon the floor, the legs of said counter-shelf resting upon said base. Within the framing of this counter-shelf is supported, in the usual way, upon cleats, a drawer or drawers, B, while upon the said shelf are supported, at desired distances apart, "columns" or partitions C, both which counter-shelf and the columns are steadied in position by hooks D, connected to the wall at their pivoted ends, and hooking at their free ends over headed studs, or into screw-eyes screwed into the inner sides of the counter-shelf legs and the same sides of the columns. The inner sides of the columns C are provided at suitable intervals throughout their height with angle irons or brackets, E, screwed or fastened to said sides of the columns, upon which brackets are sup-

ported detachably shelves F, said shelves having pendent pins *d* entering slots or staples *e* 55 in the horizontal portions of said brackets. These slots are inclined rearward, toward the sides of the columns, whereby, upon forcing or shoving the shelves home, their pins will be wedged into said slots, accordingly affecting the shelves, holding them firmly in position. 60 The front portions of the columns are suitably ornamented and heavily entablatured, as at G, as is practiced in fine establishments, or the entablature may be less elaborate, as may be desired, or according to the taste and ability of the owner. 65

The counter-shelf is put up in conveniently-handled sections, as is also the entablature superposed upon the columns, while the shelves above are made of corresponding lengths with the sections of the counter-shelf and the entablature, to render the whole structure highly portable, whereby section by section and shelf by shelf thereof may, in the event of a fire or conflagration, be readily and hastily removed or displaced, or be conveniently taken down in case of removal, to permit the carrying or shipment of the same from place to place near by or remote. 80

Portability, as is herein effected of the parts, becomes an object in putting up or erecting valuable shelving or fixtures, the expense of removing or shipping the same being greatly less than the outlay required in replacing said shelving or fixtures. 85

Having thus fully described my invention, what I claim, and desire to secure by Letters Patent, is—

1. The portable shelving comprising the sectional counter-shelf having drawers and detachably connected to the wall, substantially as and for the purpose set forth. 90

2. The portable shelving comprising the sectional counter-shelf supporting the columns having cleats or brackets provided with wedging slots or staples which receive pendent pins of the shelves, said columns, together with the counter-shelf legs, being detachably connected to the wall, substantially as and for the purpose set forth. 100

In testimony whereof I affix my signature in presence of two witnesses.

Witnesses: WILLIAM L. JONES.  
JAS. B. WALTHALL,  
ABRAM S. NORFLEET.