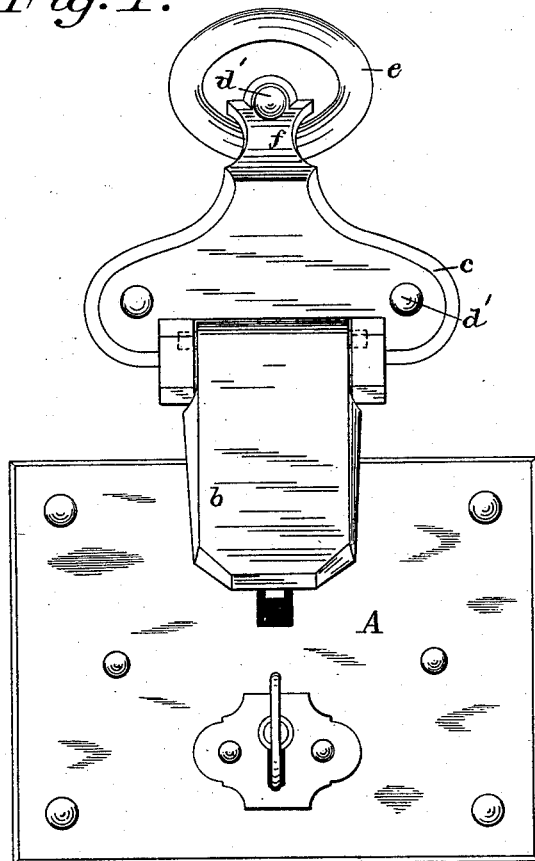


(No Model.)

J. K. MILNOR.
LIFTER FOR TRUNK LIDS.

No. 305,013.
Fig. 1.



Patented Sept. 9, 1884.
Fig. 2.

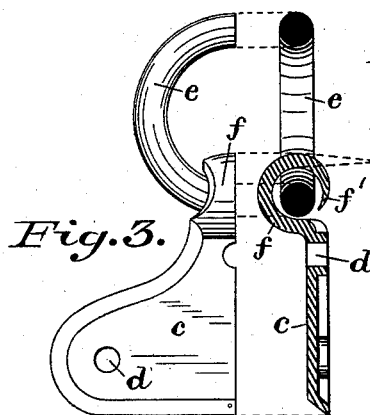
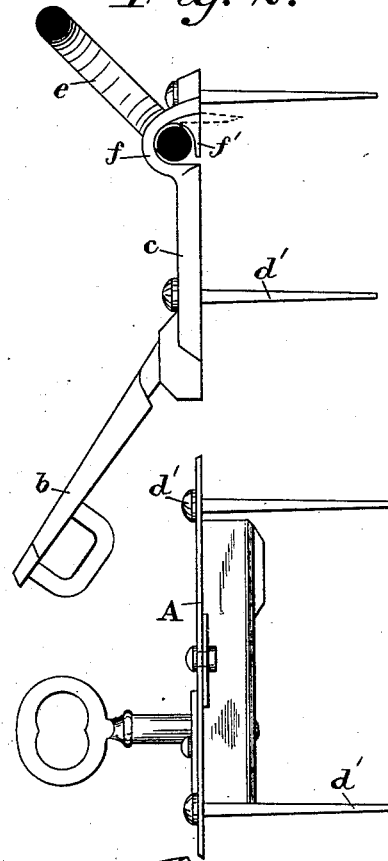
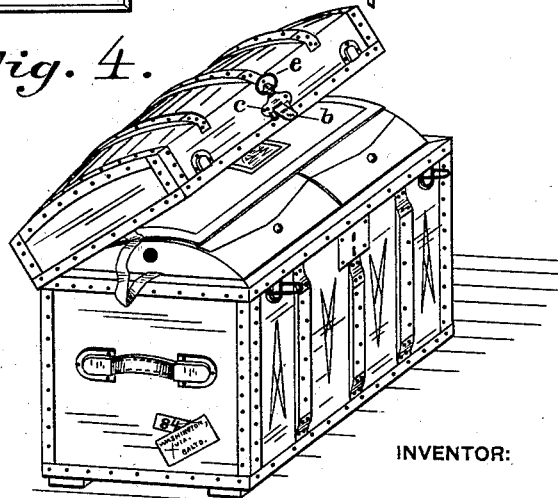


Fig. 3.

WITNESSES:

Edward A. Osse,
J. Edu. Morris.

Fig. 4.



INVENTOR:

Jos. K. Milnor

By Chas B. Mann

Attorney.

UNITED STATES PATENT OFFICE.

JOSEPH K. MILNOR, OF BALTIMORE, MARYLAND, ASSIGNOR OF ONE-HALF
TO J. FRANK MILNOR, OF WASHINGTON, DISTRICT OF COLUMBIA.

LIFTER FOR TRUNK-LIDS.

SPECIFICATION forming part of Letters Patent No. 305,013, dated September 9, 1884.

Application filed July 18, 1884. (No model.)

To all whom it may concern:

Be it known that I, JOSEPH K. MILNOR, a citizen of the United States, residing at Baltimore, in the State of Maryland, have invented certain new and useful Improvements in Lifters for Trunk-Lids, of which the following is a specification.

The object of this invention is to provide an improved lifter for trunk-lids.

In the drawings hereto annexed, Figure 1 is a front view of a trunk-lock with the lifting-ring attached to the hasp-plate. Fig. 2 is a side view of the same, showing the lifting-ring attached. Fig. 3 is a view of the lifting-ring and a separate attaching-plate. Fig. 4 is a view of a trunk to which the improvement is applied.

The lock A is of the "hasp" description. The hasp *b* may be of ordinary construction, and its attaching-plate *c* has holes *d* for nails or rivets *d'*, by which it may be secured, as usual, to the trunk-top.

The improved lifting-ring *e* is loosely secured, preferably to the hasp-plate, as shown in Fig. 1, or to a separate attaching-plate, as shown in Fig. 3. The center of the plate *c* has an upward-projecting part, which has an eye, *f*, wherein the lifting-ring *e* is loosely secured. The eye which secures the ring may be formed in any suitable manner.

Figs. 2 and 3 are side or edge views of the plate *c*, on the back of which is shown a tang, *f'*, to inclose the ring and retain it in the eye.

When the plate *c* is cast, the tang *f'* has position at a right angle or projecting straight out from the back, as indicated by the broken lines. It is then bent down, as shown, to inclose the ring. By this or any other suitable construction the lifting-ring may be connected permanently to the plate. Where the lifting-ring is secured to the plate which carries the lock-hasps, the same nails or rivets hold both, and the only additional cost over existing locks is for the ring itself.

The ring as a trunk-lid lifter is much superior in point of durability to the leather loops commonly used.

Having described my invention, I claim and desire to secure by Letters Patent of the United States—

1. The hasp-plate of a trunk-lock, provided with an eye, *f*, and a ring loosely secured in said eye, as set forth.

2. A lifter for trunk-lids, consisting of an attaching-plate, *c*, having an eye, *f*, open on the back, a ring, *e*, loosely inclosed in the eye, and a tang, *f'*, attached to the back, at one side of the open eye, to secure the ring, as set forth.

In testimony whereof I affix my signature in presence of two witnesses.

JOSEPH K. MILNOR.

Witnesses:

JNO. E. MORRIS,
WM. B. NELSON.