

(No Model.)

G. E. MARVINE.
TRUNK STRAP FASTENER.

No. 305,092.

Patented Sept. 16, 1884.

Fig. 1.

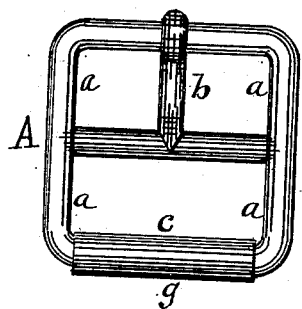


Fig. 2.

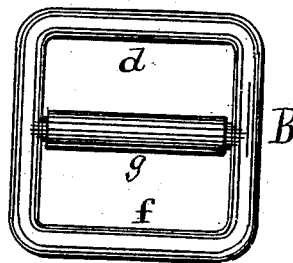


Fig. 3.

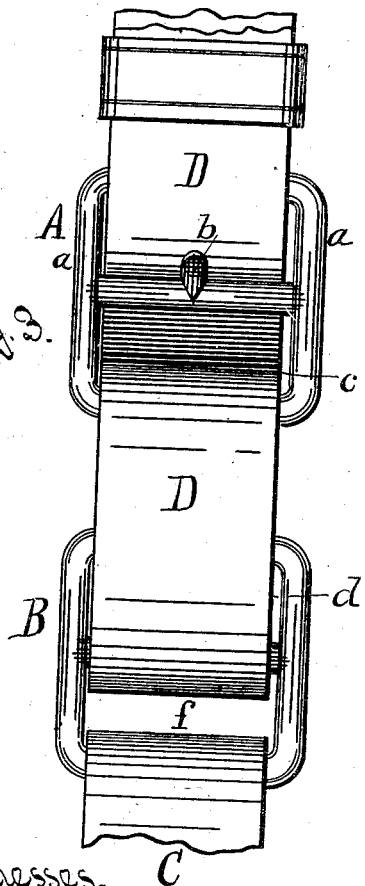
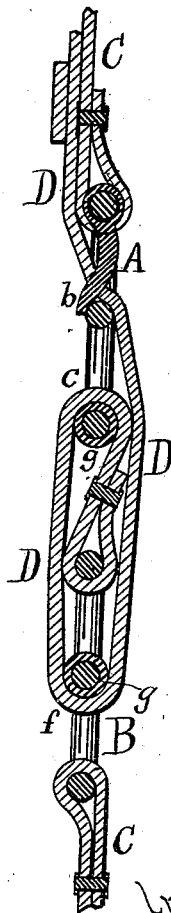


Fig. 4.



Witnesses.
A. S. Brown.

George E. Marvins.
By his Attorney, *J. B. Lawver.*

UNITED STATES PATENT OFFICE.

GEORGE E. MARVINE, OF DELHI, NEW YORK.

TRUNK-STRAP FASTENER.

SPECIFICATION forming part of Letters Patent No. 305,092, dated September 16, 1884.

Application filed October 30, 1883. Renewed August 18, 1884. (No model.)

To all whom it may concern:

Be it known that I, GEORGE E. MARVINE, a citizen of the United States, residing at Delhi, in the county of Delaware and State of New York, have invented certain new and useful Improvements in Trunk Strap Fasteners; and I do declare the following to be a full, clear, and exact description of the invention, such as will enable others skilled in the art to which it appertains to make and use the same, reference being had to the accompanying drawings, and to the letters and figures of reference marked thereon, which form a part of this specification.

Figure 1 is a view of the buckle part of the fastener; Fig. 2, a view of the loop part of the fastener. Fig. 3 is a front view showing the application of the fastener to a trunk-strap; Fig. 4, a central vertical section of the parts together as in Fig. 3.

Like letters designate corresponding parts in all of the figures.

The fastener consists of two parts: the buckle part A (shown in Fig. 1) and the loop part B. (Shown in Fig. 2.) The part A has the frame *a* and tongue *b* of a buckle and a loop, *c*, below the buckle proper. The part B is a frame forming two loops, *d f*. One end of the trunk-strap C is attached to the upper or tongue bar of the buckle. The other end of the trunk-strap is attached to the lower bar of the loop part B. A short buckling or fastening strap, D, is attached at one end to the upper bar of the loop part B.

To fasten the strap after it has been put around the trunk, the fastening-strap D is first passed through the loop *c* of the buckle part A, from the back side forward. It is then passed through the lower loop, *f*, of the loop part B, from the front side backward. It is then carried up and passed through the buckle under its tongue *b*, from the back side forward. Then, by pulling forcibly on the strap in the usual way of tightening a trunk-strap, a powerful purchase is produced on the principle of the mechanical power of the pulley, and thus the main strap C is drawn much more tightly around the trunk than it could be with the ordinary buckle, using equal force. The fastening of the strap D is then effected by the buckle-tongue *b* in the usual way.

The bars of the buckle and the loop parts of the fastener around which the strap D runs in tightening up may have tubular washers, as shown at *g g g*, to diminish friction.

I claim as my invention—

The combination of the buckle and loop part A, double-loop part B, main strap C, and fastening-strap D, substantially as herein described.

In testimony whereof I affix my signature in presence of two witnesses.

GEORGE E. MARVINE.

Witnesses:

W. G. EDGERTON,
C. A. FOOTE.