

(No Model.)

C. W. VICKERY.

LABEL HOLDER FOR MAIL CARS.

No. 305,254.

Patented Sept. 16, 1884.

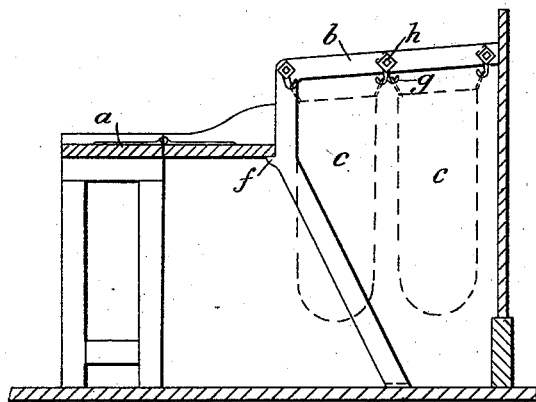


Fig. 1.

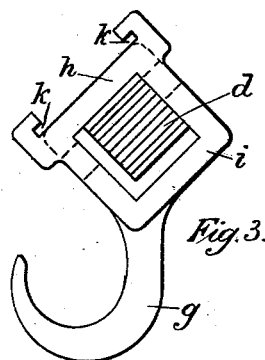


Fig. 3.

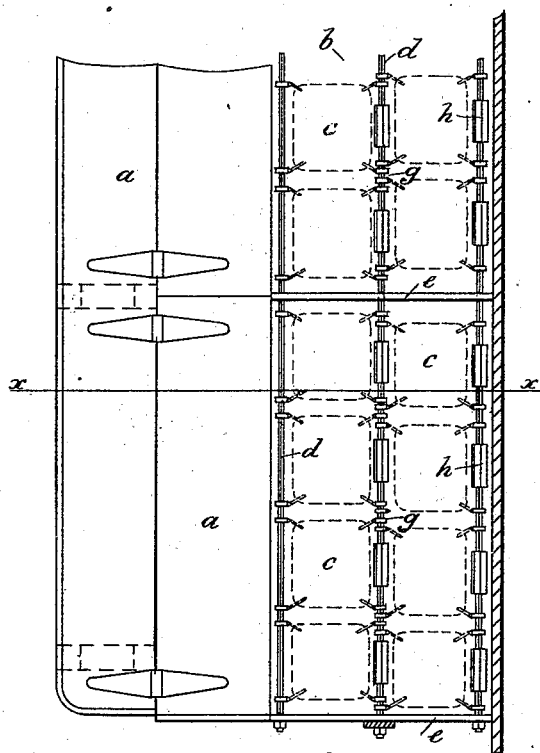


Fig. 2.

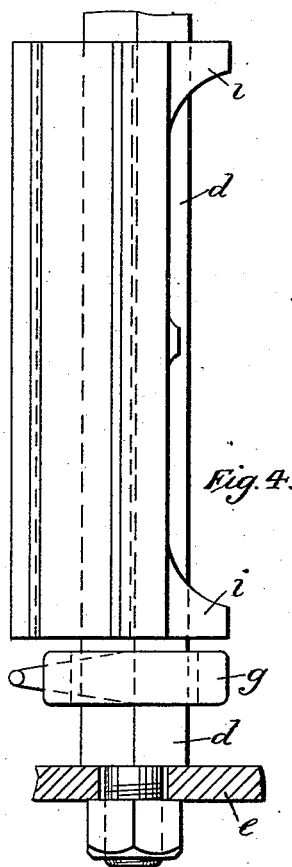


Fig. 4.

WITNESSES
W. D. Bernhard
H. S. Reside

INVENTOR
Charles W. Vickery
per McGowan & Smith
Attorneys

UNITED STATES PATENT OFFICE.

CHARLES W. VICKERY, OF ATLANTA, GEORGIA.

LABEL-HOLDER FOR MAIL-CARS.

SPECIFICATION forming part of Letters Patent No. 305,254, dated September 16, 1884.

Application filed May 6, 1884. (No model.)

To all whom it may concern:

Be it known that I, CHARLES W. VICKERY, a citizen of the United States, residing at Atlanta, in the county of Fulton and State of Georgia, have invented certain new and useful Improvements in Label-Holders for Mail-Bags, of which the following is a specification, reference being had therein to the accompanying drawings, in which—

10 Figure 1 is a cross-section through a distributing-table and mail-bag rack on the line *xx* of Fig. 2. Fig. 2 is a plan view of the same table and rack as arranged in the interior of a mail-car for use on railroads. Fig. 3 is an end view of one of my label-holders, with the rack-rod in section, and showing one of the mail-bag hooks used in connection with it. Fig. 4 is a plan of the same label-holder, also showing a mail-bag hook and the method of forming the end of the rack-rod and attaching it to the rack-frame.

Similar letters of reference, where used in the different figures, indicate corresponding parts.

25 Prior to my invention mail-bags have been attached to racks in mail-cars by means of hooks, and have had their respective destinations indicated by means of labels. These were generally attached to some portion of the framing of the car, and when the position of any bag was changed by additional bags being attached to the rack, or from other causes, much inconvenience frequently resulted by bags being separated from the labels indicating their destination.

35 It is the object of my invention to provide means for holding the labels indicating the destination of mail-bags when hooked to the rack used in connection with a distributing-table in mail-cars, so that the destination of the mail-bags can be clearly seen, and so that each label and its attached holder must always maintain the same position relative to the mail-bag it indicates. To accomplish this I form the label-holder with ears on the back corresponding in form to the shape of the rod, made square in section, and fastened in the rack with the angle upward, and I place the label-holder on the rack-rod of itself immediately behind the mail-bag and between the two hooks by which the two back corners of

each mail-bag are supported, so that while the hooks and label-holder are quite free to slide on the rod the label-holder is always between the hooks and-immediately in rear of the mail-bag. I also construct the label-holder of such a length that when the hooks are close against each end of it there shall be sufficient room left to drop mail-matter into the bag, the label-holder forming a distance-piece between the two hooks.

I will now proceed to describe my invention more particularly with reference to the annexed drawings, in which—

a is the distributing-table, preferably made to hinge in the middle and fold back to admit of easy access to the mail-bag rack *b*.

c c are mail-bags, (shown by dotted lines.)

d d are the rack-rods, supported in the rack-rod frames *e e*, made with suitable stops, *f*, for supporting the flap of the distributing-table.

g g are the hooks for holding the mail-bags.

h h are the label-holders, which are formed with ears *i i* on the back, to slide freely on the angular rods *d d*, and with suitable grooves, *k k*, on the front, to receive the label showing the destination of the mail-bag.

I prefer to form the ends of the rack-rod as shown in Fig. 4, so that the frame *e* is held between the nut and the shoulder of the rod. Additional hooks and label-holders can then be readily placed on the rod by slacking the nut and springing the rod clear of the frame.

I do not confine myself to the exact form and proportions of parts herein shown, as I am aware that modifications can be made therein without departing from the principle or sacrificing the advantages of my invention—as, for instance, the rack *b* can be made with slots, instead of eyes, to receive the rack-rods, the grooves *k* can be widened to receive a block of wood in lieu of an ordinary paper label, and the rack may be provided with more than one supporting-leg.

I attach importance to the angular rack-bar and the position in which it is secured in the frame, whereby I am enabled to use a smaller and lighter rod, but also hold the labels and hooks in their proper relative positions.

I am aware that a bag-rack composed of round rods having label-holders and hooks is not broadly new.

Having now described my invention, what I claim as new, and desire to secure by Letters Patent of the United States, is—

1. The combination of a label-holder substantially such as described with an angular rack-bar placed with one of its angles uppermost and mounted in two or more rack-rod frames, as set forth.
2. The combination of a label-holder substantially such as described with a rack-rod

angular in cross-section, mail-bag hooks, and a supporting-frame, substantially as shown and described.

In testimony whereof I affix my signature in presence of two witnesses.

CHARLES W. VICKERY.

Witnesses:

JOSEPH FORREST,
H. J. BERNHARD.