

(No Model.)

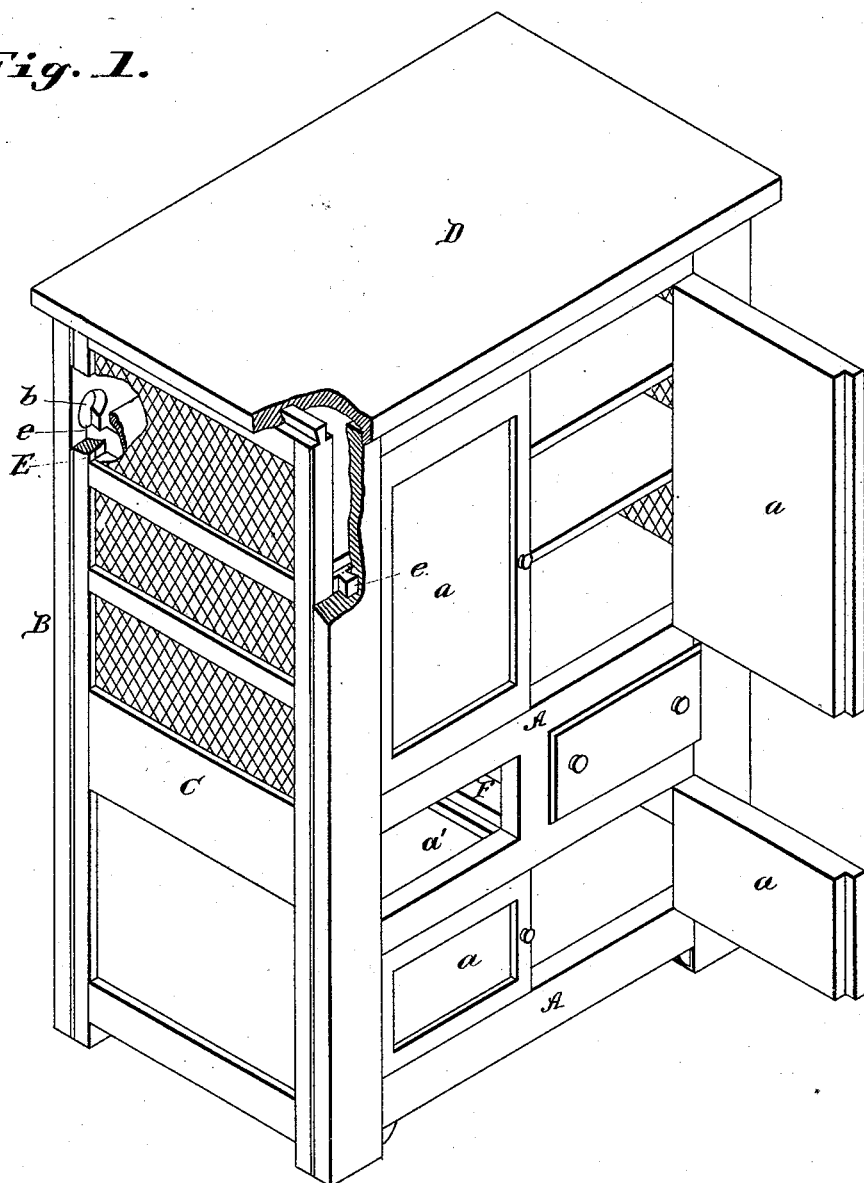
2 Sheets—Sheet 1.

W. C. CAMPBELL.
SECTIONAL KITCHEN SAFE.

No. 305,286.

Patented Sept. 16, 1884.

Fig. 1.



Attest:
Geo. L. Wheelock
Victor A. Lewis

Inventor:
William C. Campbell
By T. Knight & Co.
Attys.

(No Model.)

2 Sheets—Sheet 2.

W. C. CAMPBELL.
SECTIONAL KITCHEN SAFE.

No. 305,286.

Patented Sept. 16, 1884.

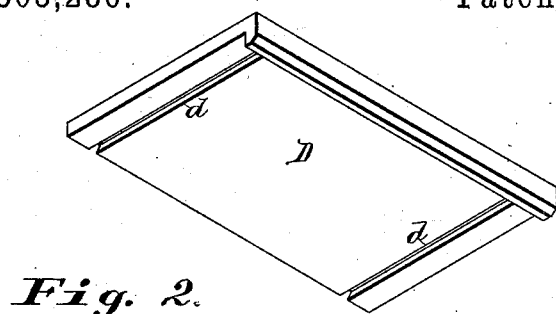


Fig. 2.

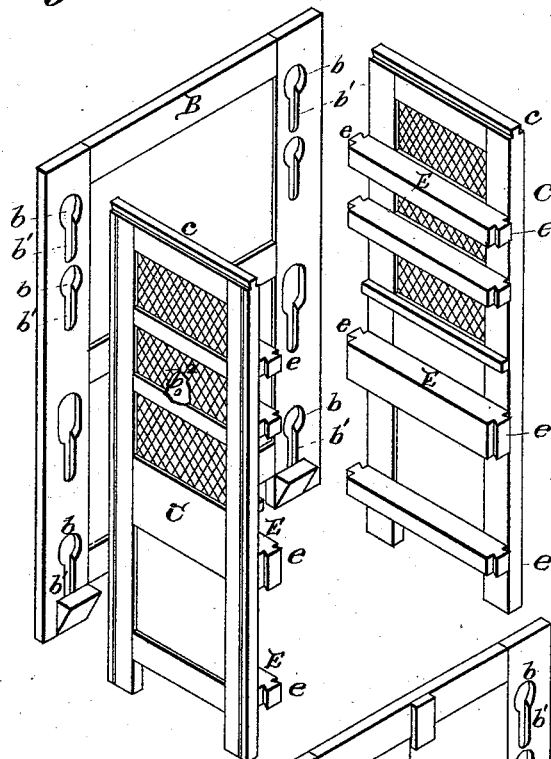



Fig. 3.

Fig. 4.



Attest:
Geo. L. Wheelock
Notary A. Lewis

Inventor:
William C. Campbell
By Wm. H. Wright

UNITED STATES PATENT OFFICE

WILLIAM C. CAMPBELL, OF ST. LOUIS, MISSOURI.

SECTIONAL KITCHEN-SAFE.

SPECIFICATION forming part of Letters Patent No. 305,286, dated September 16, 1884.

Application filed June 30, 1884. (No model.)

To all whom it may concern:

Be it known that I, WILLIAM C. CAMPBELL, of the city of St. Louis, in the State of Missouri, have invented a certain new and useful Improvement in Sectional Kitchen-Safes, of which the following is a full, clear, and exact description, reference being had to the accompanying drawings, forming part of this specification.

The sides, front, back, and top are connected by dovetails formed on the sides, which engage in dovetail sockets or grooves of the other parts.

Figure 1 is a perspective view of a safe having the improved connections, parts broken out. Fig. 2 is a perspective view of the sides, back, and top detached. Fig. 3 is a perspective view of the front, showing the inside thereof. Fig. 4 is an enlarged detail horizontal section at the top of one of the shelf-brackets, showing the dovetail connection.

The improvement may be used on kitchen-safes of various styles. It is shown as applied to a safe having two drawers at near its mid-height.

The front is shown at A. This may have the ordinary or any suitable doors, *a*, and openings for drawers *a'*.

B is the back of the safe, having in the main any suitable construction.

C are the sides, and D the top.

E are cleats or brackets fastened in a horizontal position to the inner sides of the sides C, and projecting beyond the edges of the sides in dovetail tenons *e*, which engage in dovetail sockets *b b'* of the side pieces of the front and back. These dovetail sockets are made with a recess, *b*, at top large enough to receive the dovetail tenons *e* when the tenons enter the recesses horizontally. The lower part, *b'*, of the socket is made to fit tightly the dovetail tenons *e*, the tenon being driven downward into it, all of the tenons *e* upon a side being entered simultaneously into the sockets of the back or front, or both. At the tops of the sides C are dovetail ribs or tongues *c*, which fit in dovetail grooves *d* in the top D. When the front, back, and sides have been se-

cured together, the front ends of the tongues *c* are made to enter the rear ends of the grooves *d* and the top D slipped backward into position.

It will be understood that the cleats E, as well as constituting the means of attachment of the back and front with the sides C, form the shelf-supports, and two of them form also drawer-supports, supporting the drawers at the outsides. The inner sides of the drawers rest upon a strip or bar, F, that has a tenon at one end fitting a recess in the front, and a pin or tenon, *f*, at the rear end fitting a hole or mortise, *b²*, in the back.

It will be seen that the safe can be set up or taken down by a person having no mechanical knowledge.

I claim—

1. A sectional kitchen-safe having dovetail tenons projecting from the edges of the side pieces, and the front and back made with recesses to receive the tenons, with dovetail mortises in connection with the recesses, in which the tenons tightly fit, substantially as set forth.

2. The combination of sides having shelf-cleats attached within the dovetail tenons at their ends, the front and back with recesses to receive the tenons, and dovetail mortises in connection with the recesses, in which the tenons tightly fit, substantially as set forth.

3. The combination, in a kitchen-safe, of horizontal cleats having dovetail tenons at their ends, the front and back with recesses, into which the tenons enter freely, and dovetail sockets in connection with said recesses, in which the tenons fit tightly, and the removable drawer-rest, substantially as set forth.

4. The combination, in a safe, of sides having cleats E, with tenons *e* at the ends, the front and back, with dovetail sockets, the removable drawer-rest F, and the tongues and grooves *c d*, for the purposes set forth.

WILLIAM C. CAMPBELL.

Witnesses:

SAML. KNIGHT,
GEO. H. KNIGHT.