

(Model.)

G. E. OSBORN & I. HULL.

BRONZING PAD.

No. 305,326.

Patented Sept. 16, 1884.

Fig. 1




Fig. 2

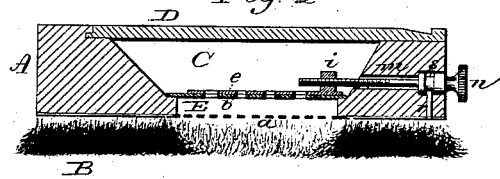


Fig. 3

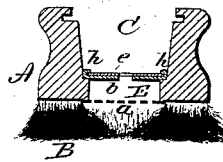


Fig. 4

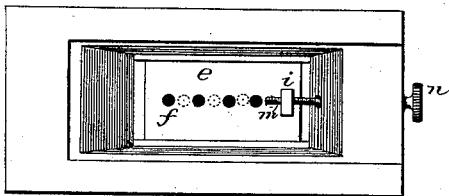


Fig. 5

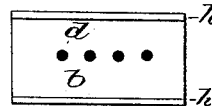
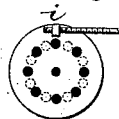


Fig. 6



Witnesses
J. H. Chumney
J. C. Earle

G. Edward Osborn
& Isaac Hull
Inventors
By Atty.
J. M. Earle

UNITED STATES PATENT OFFICE.

G. EDWARD OSBORN AND ISAAC HULL, OF NEW HAVEN, CONNECTICUT.

BRONZING-PAD.

SPECIFICATION forming part of Letters Patent No. 305,326, dated September 16, 1884.

Application filed November 10, 1883. (Model.)

To all whom it may concern:

Be it known that we, G. EDWARD OSBORN and ISAAC HULL, of New Haven, in the county of New Haven and State of Connecticut, have
5 invented a new Improvement in Bronzing-Pads; and we do hereby declare the following, when taken in connection with accompanying drawings and the letters of reference marked thereon, to be a full, clear, and exact description
10 of the same, and which said drawings constitute part of this specification, and represent, in—

Figure 1, a side view; Fig. 2, a longitudinal central section; Fig. 3, a transverse section;
15 Fig. 4, a top view showing the movable plate as cutting off the openings in the plate below; Fig. 5, the stationary plate; Fig. 6, a modification of the perforated plates.

This invention relates to an improvement in
20 brushes for distributing or applying bronze for printing and other purposes, the object being to deliver the bronze within the body of the brush, whereby it may be evenly distributed and applied; and the invention consists
25 in a brush having a body constructed with a chamber to receive the bronze, the face of the brush provided with a soft fiber, an opening through the brush portion into the chamber, and that opening provided with a regulating-
30 gate to govern the quantity of bronze to be delivered, and as more fully hereinafter described.

A represents the body of the brush, which is made from wood or other suitable material,
35 the face or bottom of the body provided with a fine fiber, B, preferably soft fur. This is best applied by cutting the skin to the size of the body of the brush, and then gluing or otherwise securing the skin side to the body.
40 The body is constructed with a chamber, C, and provided with a cover, D, arranged to slide, or otherwise, so as to readily open or close the chamber, as occasion may require. Through the body and through the skin, if fur
45 be used, is an opening, E, preferably in the central portion of the body. This opening at the bottom is provided with a fine sieve of woven wire or perforated metal, *a*. Above this sieve is a thin plate, *b*, having several
50 perforations, *d*, and upon this is a sliding plate, *e*, having corresponding perforations, *f*, the perforations being in line in the direction in

which the slide moves, and so that the slide may be moved to bring its perforations into line with the perforations in the plate below
55 to a full or partial extent, as occasion may require. This plate is arranged in guides *h*, and upon it is a nut, *i*, into which a leading-screw, *m*, extends from the outside. This screw at the outside provided with a head, *n*,
60 the screw prevented from longitudinal movement by a stud, *r*, standing in an annular groove, *s*, in the body of the screw, as seen in Fig. 2; hence by turning the screw in one direction the slide will be drawn to take its per-
65 forations from over the perforations below, as indicated in Fig. 4, or in the opposite direction will bring them into line with the perforations below, as seen in Fig. 2.

To use the brush, the chamber C is opened,
70 the bronze placed therein, and the chamber closed, the movable plate E is adjusted to deliver the requisite quantity upon the sieve below, then the brush is applied to the work in the usual manner of brushing in the applica-
75 tion of bronze. The bronze will be delivered into the body of the brush, so that moving the brush over the surface to be bronzed will deliver the requisite quantity, and cause it to be spread in the most perfect manner. If more
80 bronze is required, the slide E is moved to make the openings greater; if less is required, it is moved to reduce those openings.

We have illustrated the brush as in the shape of a parallelogram, but it will be readily understood that the brush may be shaped
85 to suit the taste or requirements of the users.

Instead of arranging the adjustable perforated plate to slide longitudinally, the plates may be circular and rotate upon a center, as
90 seen in Fig. 6, the perforations in the upper plate being indicated in solid lines, the perforations in the plate below indicated by broken lines, the sliding screw working into a nut, *i*, near the periphery of the plate.

In some classes of work the sieve may be omitted, but generally we prefer that as giving the best distribution.

While we prefer the screw as the best means for adjusting the openings through the bottom
100 of the chamber, the screw may be omitted entirely and the plate adjusted through the top of the box.

We claim—

1. The herein-described bronzing-brush, consisting of the body A, its face provided with a fine fibrous material, B, the body constructed with a bronze-receiving chamber, C, combined with a perforated slide in the bottom of the chamber, and a correspondingly-perforated stationary plate, the slide arranged to bring its perforations to register with the perforations below to a greater or less extent, substantially as described.

2. The combination of the body A, constructed with a chamber, C, the face of the body provided with a fine fibrous material, the stationary perforated plate *b* in the bottom of the chamber, the movable correspondingly-perforated plate, *e*, and leading-screw *m*, in connection with said plate, extending to the outside of the body, and provided with a head

for turning the screw, whereby the openings through the bottom of the chamber may be adjusted, substantially as described.

3. The combination of the body A, provided with a fibrous-material face, and constructed with a chamber, C, and opening from the bottom of the chamber into the fibrous material below, a sieve, *a*, across said opening, a stationary perforated plate above said sieve, and a movable correspondingly-perforated plate upon said stationary plate, substantially as described.

G. EDWARD OSBORN.
ISAAC HULL.

Witnesses:

EDWARD HIRSCH,
JOS. C. EARLE.