

(No Model.)

W. CUMMINGS.
HEAD REST FOR WATER CLOSETS.

No. 305,375.

Patented Sept. 16, 1884.

FIG. 1.

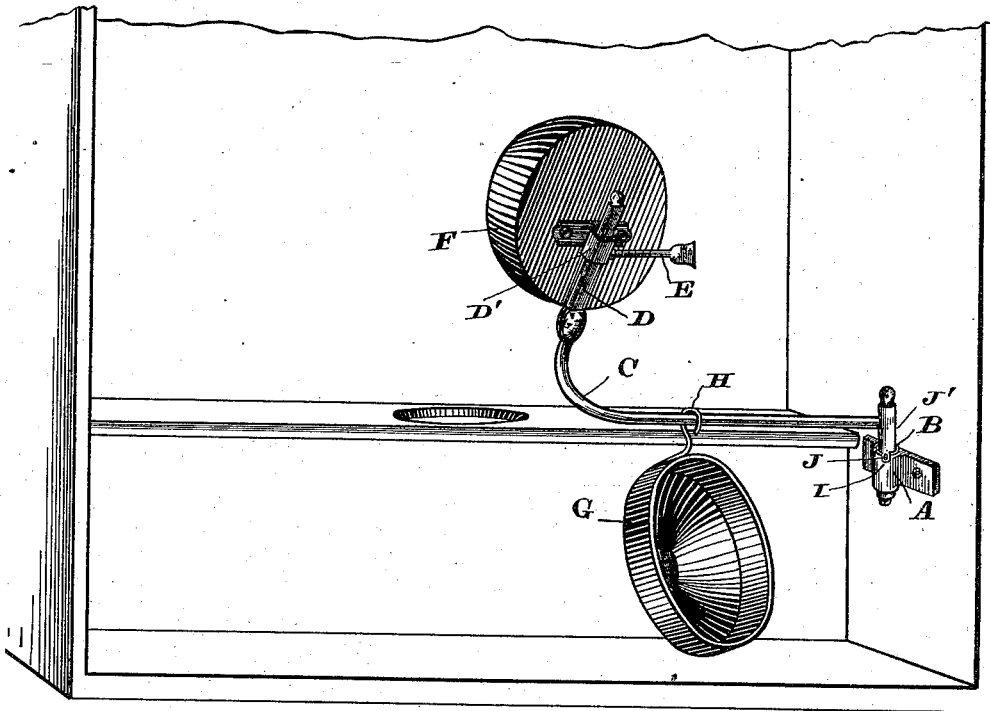
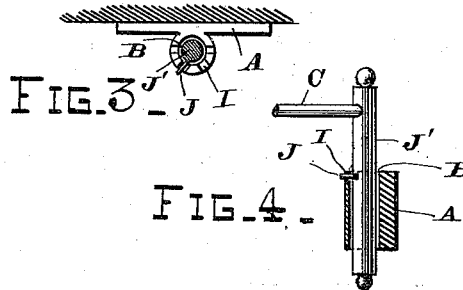
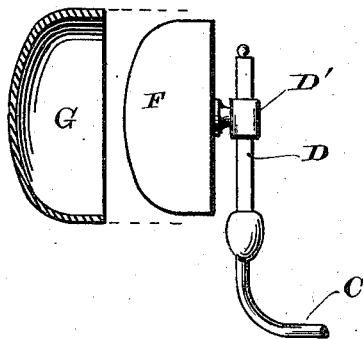


FIG. 2.



WITNESSES.
Wilemer Bradford
Joseph Cooney

INVENTOR.
William Cummings
By *C. W. M. Smith*
Attorney.

UNITED STATES PATENT OFFICE.

WILLIAM CUMMINGS, OF SACRAMENTO, CALIFORNIA.

HEAD-REST FOR WATER-CLOSETS.

SPECIFICATION forming part of Letters Patent No. 305,375, dated September 16, 1884.

Application filed January 24, 1884. (No model.)

To all whom it may concern:

Be it known that I, WILLIAM CUMMINGS, a citizen of the United States, residing at Sacramento, in the county of Sacramento and State of California, have invented a new and useful Head-Rest for Water-Closets, of which the following is a specification.

The object of my invention is to provide a convenient and easy rest for the heads of sick persons and other occupants or visitors of water-closets. I accomplish this object by the means illustrated in the accompanying drawings, forming a part of this specification, and in which—

Figure 1 is a perspective view showing my head-rest in position within a water-closet. Figs. 2, 3, and 4 are detail views.

Similar letters refer to similar parts throughout the several views.

In carrying out my invention I construct a bracket, A, and attach it to one side of the apartment or wall of the closet. The bracket is provided with a socket, B, the top portion of which is provided with a series of notches, the object of which will be hereinafter more fully explained. Within the bracket is placed the pivotal end of the curved arm C, the upper end of which is bent into a vertical or nearly vertical position, and is provided with square shoulders D, to receive the square collar D', connected to the head-rest. A set-screw, E, passes through this collar or slide, and engages the square-shouldered portion of the arm C, and by this means the head-rest is adjusted and made permanent at any point along the square-shouldered portion of the arm. The pad F is stuffed, so as to provide a soft surface for the head, and the collar D' is joined to the back of the pad-frame by screws or bolts. Over the pad, when not in use, is placed

a cap, G, to prevent the surface from becoming damp or moist. This cap is provided with a hook, H, so that it can be placed upon the curved arm when the device is not in use.

In order to adjust the rest horizontally the upper edge of the socket attached to the wall is provided with notches I, and a pin, J, upon the pivot J', at the end of the curved arm, is adjusted within these notches to bring the pad near to or farther from the head of the person using the rest by lifting up the arm and placing the pivot and pin upon said pivot within the notch or opening desired.

Having thus described my invention, what I claim, and desire to secure by Letters Patent, is—

1. A head-rest connected to the wall or side of the apartment of a water-closet, and the means for vertical and horizontal adjustment, constructed, arranged, and operating substantially in the manner as herein set forth and specified.

2. In a head-rest for water-closets, the curved arm provided with a pad upon its upper end operating upon a slide or collar, and adjusted vertically by a set-screw, in combination with a bracket in which a pivot attached to the end of the curved arm operates for horizontal adjustment by means of a pin upon said pivot working in notches or slots upon the bracket, constructed, arranged, and operating substantially in the manner as herein set forth and specified.

In testimony that I claim the foregoing I have hereunto set my hand and seal.

WILLIAM CUMMINGS. [L. S.]

Witnesses:

WILLIAM CUMMINGS, Jr.,
C. W. M. SMITH.