

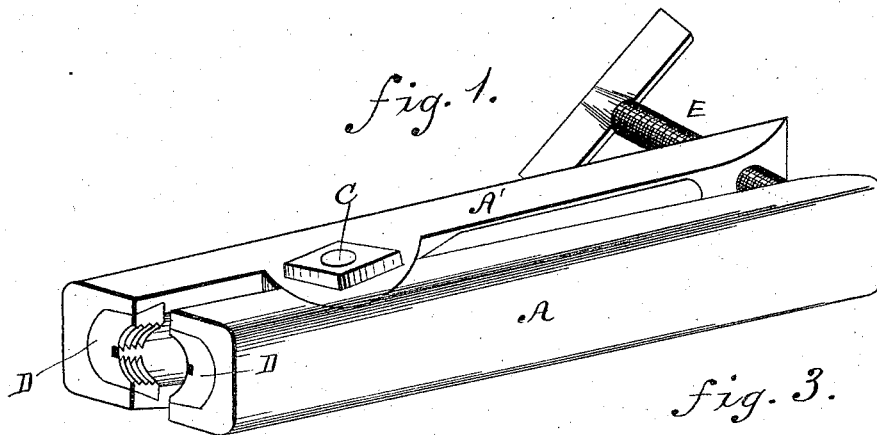
(No Model.)

H. EGEBERG.

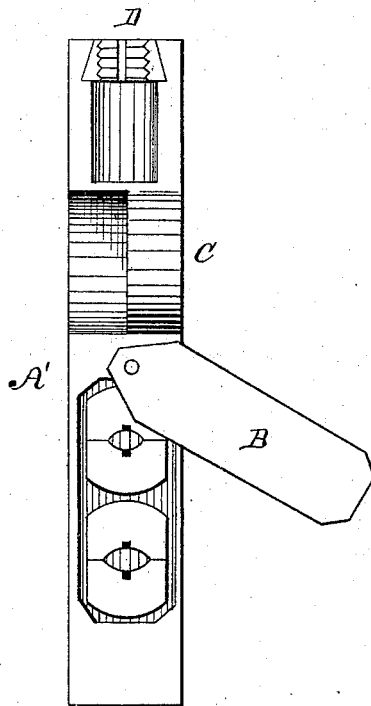
BOLT DRESSER.

No. 305,379.

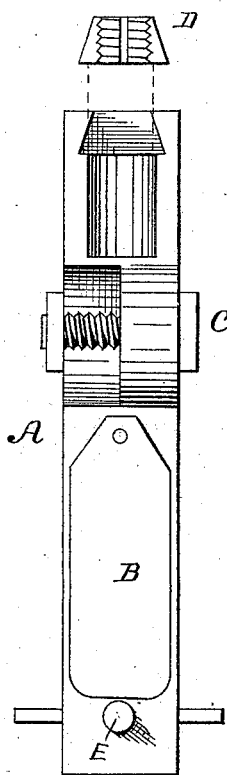
Patented Sept. 16, 1884.



*fig. 2.*



*fig. 3.*



WITNESSES:

*Harrison B. Brown*  
*John A. Hemen*

INVENTOR:

*Henry Egeberg*  
BY *Munn & Co*  
ATTORNEYS.

# UNITED STATES PATENT OFFICE.

HENRY EGEBERG, OF NAPA, CALIFORNIA.

## BOLT-DRESSER.

SPECIFICATION forming part of Letters Patent No. 305,379, dated September 16, 1884.

Application filed February 11, 1884. (No model.)

*To all whom it may concern:*

Be it known that I, HENRY EGEBERG, a citizen of the United States, residing at Napa, in the county of Napa and State of California, have invented certain new and useful Improvements in Bolt-Dressers, of which the following is a description.

Figure 1 is a perspective view of my bolt-dresser. Fig. 2 is an inside view of one of the jaws, with the spring-cover B open, and Fig. 3 is a similar view with said spring-cover closed.

The object of my invention is to provide a device for dressing the threads of bolts that have become battered or mutilated, and which renders it difficult to remove the nut.

To this end my invention consists in a machine which can be more conveniently applied to the bolt than the ordinary stocks and dies, which machine is composed of two hinged jaws having on one end removable dies and at the other end an expanding screw provided with a spring cover, in which dies of different sizes may be kept, as hereinafter fully described.

In the drawings, A A' represent the two jaws of my machine, which are hinged or fulcrumed together at the point C. The outer ends of these jaws have their inner faces recessed to receive the dies D D, which are of

the form usually required for cutting screw-threads on bolts. At the rear end of the jaws is arranged a thumb-screw, E, which is tapped through one of the jaws and bears against the other, so that its effect when turned in is to expand the rear ends of the jaws and cause the dies in their forward ends to grip the protruding end of the bolt, which is then dressed, to true its threads, by turning the machine around the longitudinal axis of the bolt. In one of the jaws, A', back of its fulcrum, is formed on the inner side of the same a recess provided with a hinged spring-cover, B, which recess forms a receptacle for the dies of different sizes, which are designed to accompany each bolt-dresser.

Having thus described my invention, what I claim as new is—

A bolt-dresser consisting of a pair of jaws hinged or fulcrumed together, and provided with detachable threading-dies at their front ends, and a thumb-screw at their rear ends, one of said jaws having a recess on its inner face provided with a spring-cover, as and for the purpose described.

HENRY EGEBERG.

Witnesses:

H. H. MÜLLER,  
J. MITCHELL.