

(No Model.)

W. C. TUCKER.

WINDOW.

No. 305,489.

Patented Sept. 23, 1884.

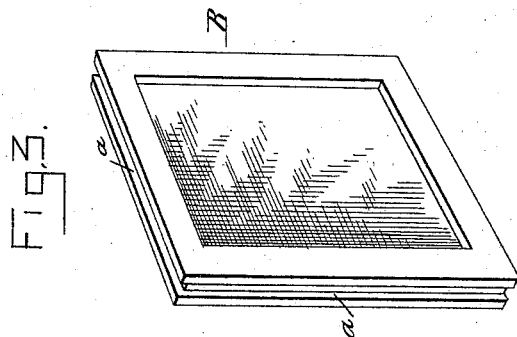


FIG. 2.

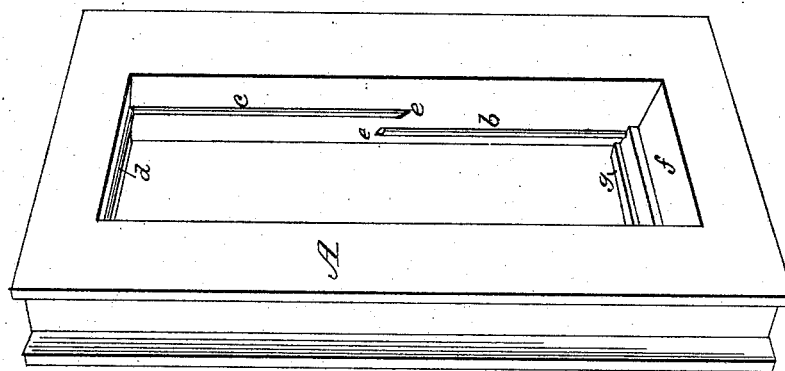
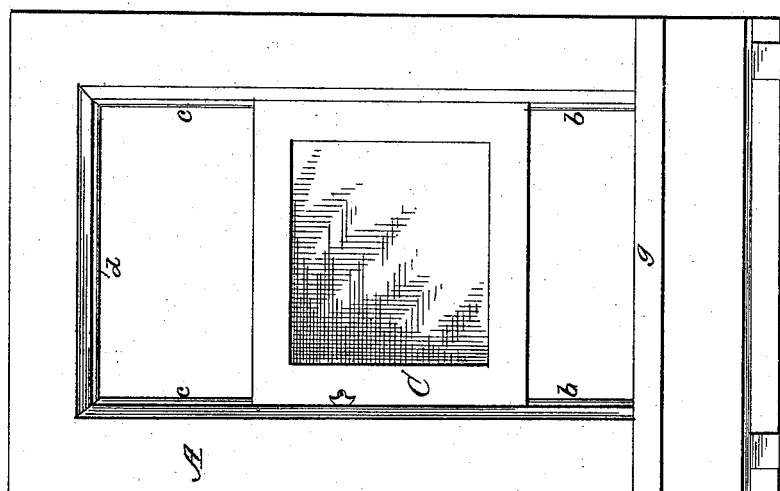


FIG. 1.



WITNESSES:

W. A. Clark,
L. L. Miller

INVENTOR

William C. Tucker.

per Cha. H. Fowler
Attorney

UNITED STATES PATENT OFFICE.

WILLIAM C. TUCKER, OF ALDEN, NEW YORK.

WINDOW.

SPECIFICATION forming part of Letters Patent No. 305,489, dated September 23, 1884.

Application filed April 29, 1884. (No model.)

To all whom it may concern:

Be it known that I, WILLIAM C. TUCKER, a citizen of the United States, residing at Alden, in the county of Erie and State of New York, have invented certain new and useful Improvements in Window Sashes and Stops; and I do hereby declare that the following is a full, clear, and exact description of the same, reference being had to the annexed drawings, making a part of this specification, and to the letters and figures of reference marked thereon.

Figure 1 of the drawings is an elevation of the inner side of a window-frame embodying my invention; Fig. 2, a perspective view of the outer side thereof, and Fig. 3 a perspective view of the upper sash.

The present invention has relation to certain new and useful improvements in that class of window-frames provided upon its top and sides with guide-strips, over which fit correspondingly-formed grooves in the sashes. The side strips, although arranged on different vertical planes for the lower and upper sashes, were not of sufficient length to pass each other at their inner ends, and consequently a space was left on a horizontal plane between the extremities of the strip that would allow the wind and storm to pass through into the room, thereby not providing a complete protection against the weather.

The object of the invention is to remedy this difficulty, which I attain by the construction substantially as shown in the drawings and hereinafter described and claimed.

In the accompanying drawings, A represents the window-frame, and B C the upper and lower sashes, respectively. The upper sash, B, has a groove, *a*, extending around its sides and across the top, as shown in Fig. 3, while the sash C has a similar groove, but only on its sides. The inner sides or jamb of the frame A have suitably connected thereto strips *b*, and above them, on a different vertical plane, are similar strips, *c*; and across the top a strip, *d*. The lower strips, *b*, are designed to enter the groove in the sash C, while the strips *c* will enter the groove in the sash B, the strip

d across the top of the frame, when the sash is raised to its greatest extent, entering the groove across the top thereof. The inner ends of the strips *b c* are preferably beveled, as shown at *e*, to facilitate the removal of the sashes.

Heretofore the strips *b c* did not extend beyond each other at their inner ends, and consequently no protection against storm and wind was provided.

It will be seen by reference to Fig. 2 that in the present case the strips *b c* are of such length as to pass each other at their inner ends. Thus, when the sashes are closed a perfect stop against wind and storm is provided, which would not be the case otherwise, and the necessity of the usual weather-strip is entirely avoided.

In order to render the sashes readily removable, the frame is constructed with a "drop," *f*, so that the upper sash can be let down low enough to be removed when brought to a slight angle.

The frame A, upon its inner side, is provided with a stop or cleat, *g*, to keep out the wind and storm, and, if desired, the sashes may be provided with suitable fastening device to hold them closed, and weights and pulleys may be used, as in the ordinary sashes.

Having now fully described my invention, what I claim as new, and desire to secure by Letters Patent, is—

The combination, with an upper and lower grooved sash, of a window-frame provided at its bottom on its outer side with a drop and on its inner side with a stop or cleat, and having across its top and sides suitable strips to engage with the grooves in the sash, the strips on the sides of the frame being on different vertical planes, and extending beyond or passing each other at their inner ends or extremities, as shown, and for the purpose specified.

In testimony that I claim the above I have hereunto subscribed my name in the presence of two witnesses.

WILLIAM C. TUCKER.

Witnesses:

ALBERT F. COOK,
L. P. STICKNEY.