

(No Model.)

R. BRADEN.

FIELD ROLLER.

No. 305,661.

Patented Sept. 23, 1884.

FIG. 1.

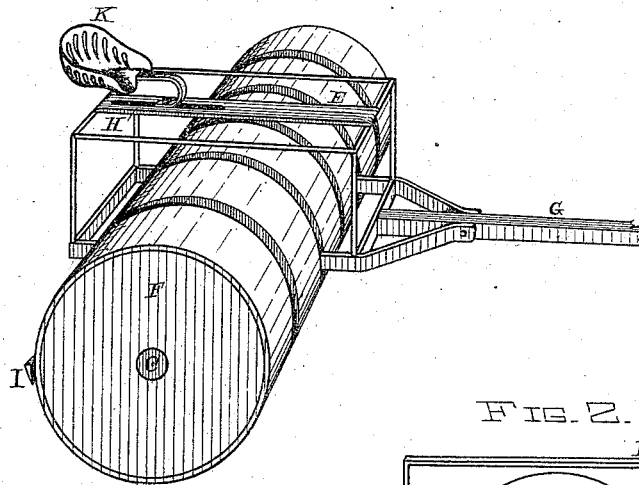


FIG. 2.

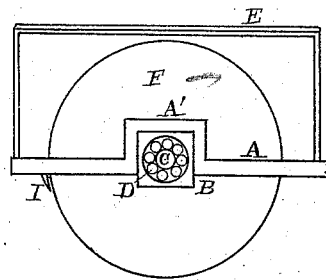
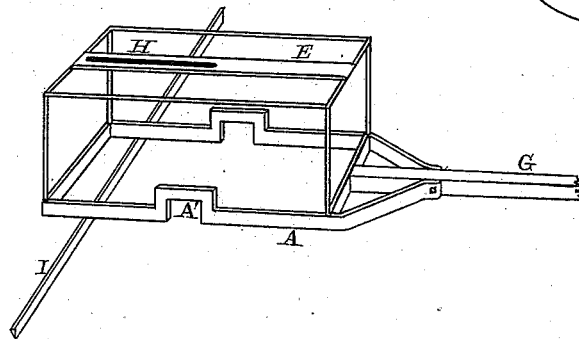


FIG. 3.



Attest:

E. K. Campbell.  
M. Herman.

Robert Braden,

Per E. K. Campbell.  
Atty.

# UNITED STATES PATENT OFFICE.

ROBERT BRADEN, OF HARRISON, LOGAN COUNTY, OHIO.

## FIELD-ROLLER.

SPECIFICATION forming part of Letters Patent No. 305,661, dated September 23, 1884.

Application filed March 13, 1884. (No model.)

*To all whom it may concern:*

Be it known that I, ROBERT BRADEN, a citizen of the United States, and a resident of Harrison township, in the county of Logan and State of Ohio, have invented a new and useful Improvement in Field-Rollers, of which the following is a specification.

My invention relates to certain improvements in field-rollers; and it consists in the combination, with an ordinary roller or rollers, an axle, axle-box, and anti-friction rolls, of a frame having a recess adapted to fit upon or rest over the axle-box, substantially as described and claimed.

Figure 1 is a perspective view of my invention; Fig. 2, a side sectional view showing the boxing and anti-friction rolls surrounding the axle and the manner of fitting the frame over the box. Fig. 3 is a view of the frame detached.

A is the roller-frame; A', a recess to fit over box B; B, the box in which the anti friction rolls are arranged around the axle; C, the axle; D, anti-friction rolls surrounding the axle; E, cross-piece of the frame, having slot H, in which the seat is adjustably located; F, the roller; G, tongue; H, slot in cross-piece of the

frame in which the seat slides; I, scraper attached to the frame.

I divide my roller into sections, for convenience in turning, &c., and get my pull direct from the axle by attaching the tongue to the frame, which rests upon the axle-box, and has a recess, A', which fits closely over box B on the axle. The box B is provided with a series of friction-rolls, as stated, which surround the axle and prevent the forward pull of the team from causing such a strain, as where the hitch is immediately in contact with the axle. Near the rear of the frame I attach a scraper to keep the mud from accumulating on the rollers. In practice I make this scraper detachable and adjustable, simply fastening it to the frame by clamps and thumb-screws.

What I claim as new is—

The combination, with the rollers F, axle C, box B, and rolls D, of the frame E, having recess A', adapted to rest over box B, substantially as set forth.

ROBERT BRADEN.

Attest:

E. K. CAMPBELL,  
M. KERNAN.