

(No Model.)

C. DRAKE.
HERMETICALLY SEALED CAN.

No. 305,680.

Patented Sept. 23, 1884

Fig. 1.

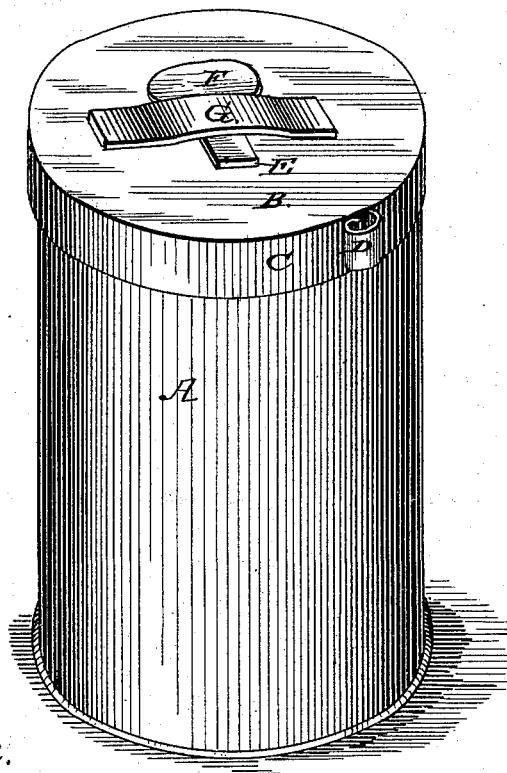


Fig. 2.

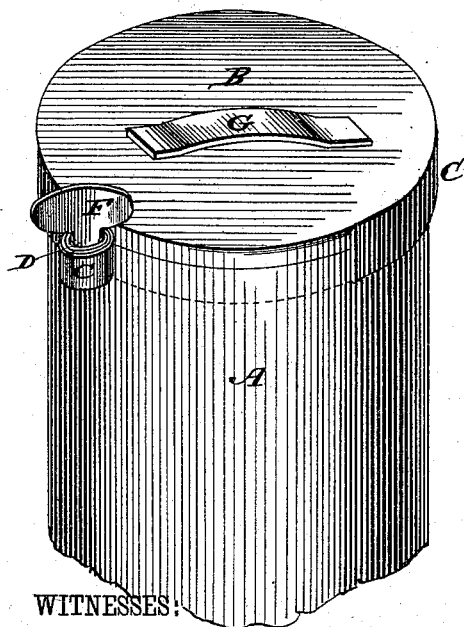
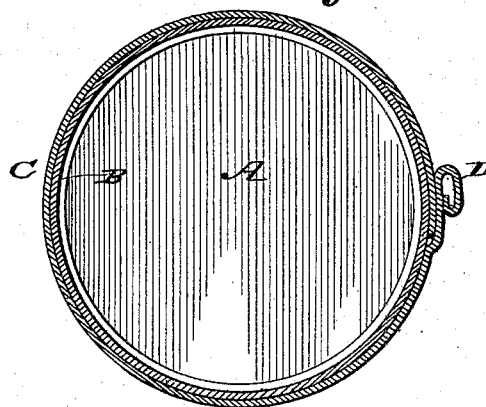


Fig. 3.



WITNESSES:

Wm. S. Dietrich.
Arthur L. Morsell.

Cunningham Drake
INVENTOR.

By Louis Baggett & Co.
ATTORNEYS.

UNITED STATES PATENT OFFICE.

CUNNINGHAM DRAKE, OF PHILADELPHIA, PENNSYLVANIA.

HERMETICALLY-SEALED CAN.

SPECIFICATION forming part of Letters Patent No. 305,680, dated September 23, 1884.

Application filed May 2, 1884. (No model.)

To all whom it may concern:

Be it known that I, CUNNINGHAM DRAKE, a citizen of the United States, and a resident of Philadelphia, in the county of Philadelphia and State of Pennsylvania, have invented certain new and useful Improvements in Hermetically-Sealed Cans; and I do hereby declare that the following is a full, clear, and exact description of the invention, which will enable others skilled in the art to which it appertains to make and use the same, reference being had to the accompanying drawings, which form a part of this specification, and in which—

Figure 1 is a perspective view of a can of my improved construction. Fig. 2 is a similar view of the upper portion of the can, showing it as being opened; and Fig. 3 is a cross-sectional view taken through the sealing-strip.

Similar letters of reference indicate corresponding parts in all the figures.

My invention has relation to that class of cans for containing preserved articles of food in which a strip of metal is soldered around the joint between the top or cover of the can and the body of the same, sealing the said joint, and in which the said sealing-strip is provided with a loop or eye for the insertion of an implement by means of which the strip may be stripped off from the joint by winding it upon the said implement or key; and it consists in the improved construction and combination of parts of such a can, which is provided with a loop upon its top for the insertion and reception of the key or implement when not in use, as hereinafter more fully described and claimed. In packing vessels or cans of this class the key or opening implement has generally been inserted into the loop of the sealing-strip when the can is prepared for shipment; but by having the key thus ready for operation the sealing-strip may, dur-

ing transportation and handling of the can, be torn loose for a portion of its length by objects engaging the key, thus admitting air into the can, or the strip may be removed by persons handling the boxes or cans and turning the keys; and for the purpose of avoiding these drawbacks I construct the can with a loop at its top, which will serve to hold the key when not in use, and thus prevent the strip from being removed or loosened while being transported or handled.

In the drawings, A indicates the can, and B the cover. C is the sealing-strip, formed with the eye D, for the reception of the shank E of the T-shaped key or opening implement F; and G is the strip or loop upon the cover, under which the key is inserted and retained when not in use.

I am aware, as stated, that cans or similar packing vessels have been made having a sealing-strip soldered over the joint between the sides of the can and the cover, and having a key or opening implement adapted to be inserted into an eye at one end of the strip, and to wind the said strip upon itself; and I do not wish to claim this construction; but

I claim—

A hermetically-sealed can having a sealing-strip formed with an eye or loop, and provided with a strip or keeper or loop, in combination with a key or opening implement adapted to be inserted into the eye of the sealing-strip and under the strip keeper or loop, as and for the purpose shown and set forth.

In testimony that I claim the foregoing as my own I have hereunto affixed my signature in presence of two witnesses.

CUNNINGHAM DRAKE.

Witnesses:

LOUIS BAGGER,
AUGUST PETERSON.