

(No Model.)

D. S. EARLY.
WEATHER STRIP.

No. 305,683.

Patented Sept. 23, 1884.

Fig 1.

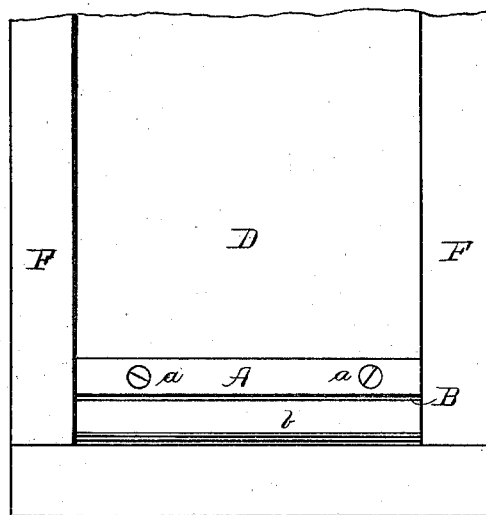


Fig 2.

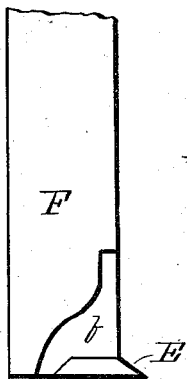


Fig 3.

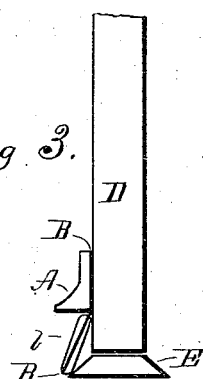


Fig 4.

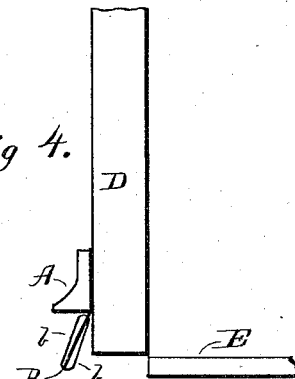



Fig 5.



Witnesses,

C. Q. Smith.

A. B. Willson.

Inventor,

Daniel Seth Early.

By J. H. Heron
Attorney.

UNITED STATES PATENT OFFICE.

DANIEL SETH EARLY, OF HARRISBURG, PENNSYLVANIA.

WEATHER-STRIP.

SPECIFICATION forming part of Letters Patent No. 305,683, dated September 23, 1884.

Application filed June 18, 1884. (No model.)

To all whom it may concern:

Be it known that I, DANIEL SETH EARLY, a citizen of the United States, residing at Harrisburg, in the county of Dauphin and State of Pennsylvania, have invented certain new and useful Improvements in Weather-Strips; and I do declare the following to be a full, clear, and exact description of the invention, such as will enable others skilled in the art to which it appertains to make and use the same, reference being had to the accompanying drawings, and to the letters and figures of reference marked thereon, which form a part of this specification.

My invention is designed to supply a cheap, durable, and effectual means for preventing rain, snow, dust, &c., from entering the house between the bottom of the door and the threshold or carpet-strip. It is automatic in its action, and obviates the use of springs and similar devices commonly used on weather-strips.

The invention is fully illustrated in the accompanying drawings, reference being made to the different parts of the device by letters.

Similar letters denote corresponding parts in the several views.

Figure 1 of the drawings is a front elevation of the lower part of a door and my weather-strip in operative position. Fig. 2 is a side elevation of the door-casing, prepared to receive an end of the weather-strip. Fig. 3 is an end view of the invention when the door is closed. Fig. 4 is a similar view, the door being open, and Fig. 5 is a portion of the pendant strip used in the device.

The letter A indicates a strip of molding whose length equals the width of the door D.

B is a narrow piece of canvas, waterproof cloth, or other preferred material about twice the width of the strip A and of the same length. On each side of the lower part of the cloth B is a thin piece of wood or metal, *b*. These strips *b b* are secured closely to the cloth and to each other by brads or screws. The upper portion of the cloth B is held tightly between the door and the piece A, the latter being held in place on the outside of the door, near the bottom, by the screws *a a*. The middle portion of the cloth B serves as a continuous-hinge by means of which the pendant formed of the canvas and the two pieces *b b* may oscillate from and toward the door.

E is the threshold, beveled at front and back in the usual manner.

F is a side of the door-casing, showing (see Fig. 2) the recess *f* formed to receive an end of the weather-strip when the door is shut. Each end of the strip is thus provided for.

My weather-strip may be used without making these recesses in the door-casings by cutting the strip a little shorter, so as to clear the casings when the door is closed. When the door is opened, the pendant or gravity strip *B b b* just clears the floor or carpet; but on closing the door the pendant strikes the threshold E and slides up the incline. This rising of the pendant I secure more certainly by rounding off a corner, *d*, of the pendant at its end next the hinged side of the door. When the door is shut the hanging strip *B b b* drops by its own weight upon the outer incline of the threshold E. A violent wind only forces the pendant strip more closely against the carpet-strip, and by my construction and arrangement of the parts of the invention not only is rain and dust excluded, but also the outer air is prevented from entering the house to any perceptible extent.

I am aware that a weather-strip and its hinge, consisting of a continuous strip of flexible fabric stiffened by strips on each side and made fast between the door and the molding is not in itself new; also, that a weather-strip having its corner rounded that it may readily ride over the carpet-strip on the closing of the door is not new, and I do not broadly claim these features of the invention; but

What I do claim, and desire to secure by Letters Patent of the United States, is—

1. A weather-strip formed of the piece A, the screws *a a*, the hinge B, strips *b b*, and rounded corner *d*, substantially as described.

2. In combination with a door, D, a carpet-strip, E, and the door-casings F F, having the recesses *f f*, the piece A, screws *a a*, hinge B, strips *b b*, and rounded corner *d*, as herein set forth.

In testimony whereof I affix my signature in presence of two witnesses.

DANIEL SETH EARLY.

Witnesses:

A. J. FAGER,
JOHN EMMINGER.