

(No Model.)

W. B. COGGER & H. A. HAMLIN.

DOOR HANGER.

No. 305,743.

Patented Sept. 30, 1884.

Fig. 1.

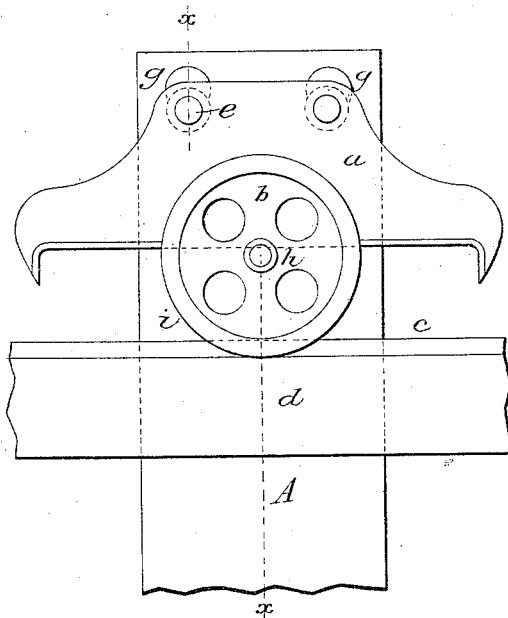


Fig. 2.

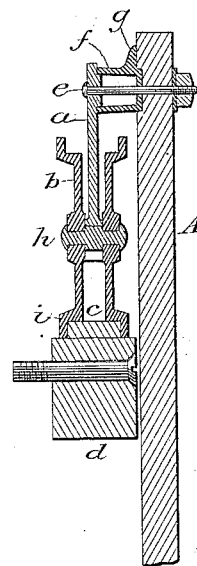
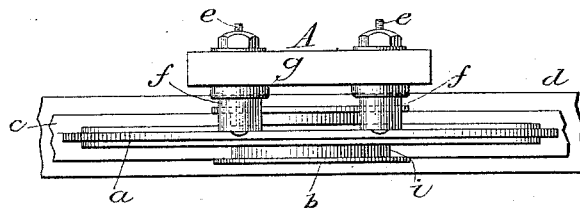


Fig. 3.



Witnesses:

E. A. Finkel.
Robt. D. Fennick.

Inventors:

William B. Cogger,
Henry A. Hamlin
by Wm. H. Finkel, Atty.
Geo. D. Warner, atty.

UNITED STATES PATENT OFFICE.

WILLIAM B. COGGER AND HENRY A. HAMLIN, OF MINNEAPOLIS, MINN.

DOOR-HANGER.

SPECIFICATION forming part of Letters Patent No. 305,743, dated September 30, 1884.

Application filed September 21, 1883. (No model.)

To all whom it may concern:

Be it known that we, WILLIAM B. COGGER and HENRY A. HAMLIN, of Minneapolis, in the county of Hennepin and State of Minnesota, have invented an Improvement in Door-Hangers, of which the following is a specification.

Our improvements relate to hangers for sliding doors, and have the object to furnish hangers of durable character and of inexpensive construction.

The invention consists in a bracket made of malleable iron provided with the improved studs or posts for its attachment to the bar of the door, as hereinafter described and claimed.

Reference is to be had to the accompanying drawings, in which similar letters of reference indicate the same parts.

Figure 1 is a front view of our improved door-hanger. Fig. 2 is a vertical section of the same on line *x x* of Fig. 1; and Fig. 3 is a top view of the hanger.

A is the hanger-bar that is to carry the door. *a* is the bracket attached rigidly to the bar *A*. *b* is the wheel or roller; and *c* is the rail attached upon a horizontal bar, *d*, that is to be secured to the wall or side of the building in the usual manner.

The bracket *a* is a plate of malleable iron, having its lower edge formed as a bearing for the hanger on the wheel, and attached at its upper edge to bar *A* by means of bolts *e*, passing through studs or posts *f*, which are placed between the bar and bracket to give the required offset to the latter. These studs or posts *f* are hollow, and the plate *a* is made with bosses to enter them; and the posts are also set in mortises in the bar, by which means

the bracket is prevented from sliding or shifting sidewise. The posts are also made with a flange, *g*, at the upper side, taking a bearing on bar *A* and supporting the bracket against any tendency to force its lower edge outward. The wheel *b* is hollow or double, the two parts being connected together by a hub, *h*. Each side or half of the wheel is made with a shouldered and flanged edge, *i*, which forms an internal tread. By this construction of wheel the plain strap-rail *c* guides the wheel at each side, and the wheel having bearing at each side upon both the rail and the bar *d* the support and wear are distributed evenly and over a wide surface. The bracket *a* enters between the two sides of the double wheel and rests upon the hub *h*.

By constructing the bracket or arm of the hanger of malleable iron and securing it to the bar, as specified, we obtain a light and compact hanger of substantial construction, and by using a wheel of the form shown a plain strip of hard wood serves as a rail or track, thus saving the expense of an iron rail, besides giving better support to the door.

Having thus described our invention, what we claim as new, and desire to secure by Letters Patent, is—

The combination of the bracket or arm *a* and the stud or post *f*, provided with a flange, *g*, substantially as and for the purpose described.

W. B. COGGER.
H. A. HAMLIN.

Witnesses:

JOHN OBERG,
BENJ. F. KRABIEL.