

(No Model.)

C. H. OWEN.
NECKTIE.

No. 306,768.

Patented Oct. 21, 1884.

Fig. 1

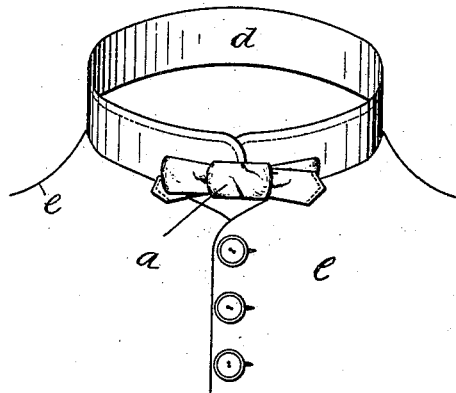


Fig. 2

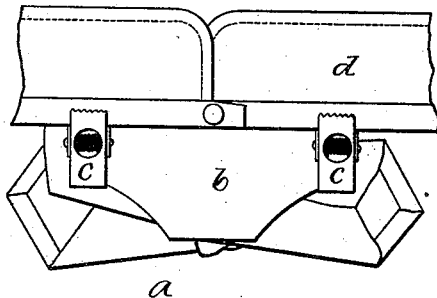


Fig. 3

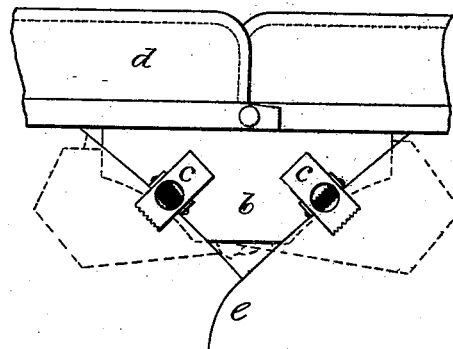
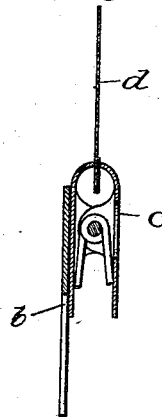


Fig. 4



Witnesses
W. M. Spinkman.
Edw. A. Dimock.

Inventor
Charles H. Owen,
By Simonds & Burdett
Atty's.

UNITED STATES PATENT OFFICE.

CHARLES H. OWEN, OF MANCHESTER, CONNECTICUT.

NECKTIE.

SPECIFICATION forming part of Letters Patent No. 306,768, dated October 21, 1884.

Application filed August 1, 1883. (No model.)

To all whom it may concern:

Be it known that I, CHARLES H. OWEN, of Manchester, in the county of Hartford and State of Connecticut, have invented certain
5 new and useful Improvements in Necktie-Fastenings; and I do hereby declare that the following is a full, clear, and exact description thereof, whereby a person skilled in the art can make and use the same, reference being
10 had to the accompanying drawings, and to the letters of reference marked thereon.

Like letters in the figures indicate the same parts.

Figure 1 is a front view of a collar, part of a
15 vest, and a necktie attached to the collar by means of my improvement. Fig. 2 is a rear view of a part of the collar, showing the clips attached to the back of the tie and grasping the collar to support the tie. Fig. 3 is a similar rear view, showing the clips grasping the
20 edges of the vest. Fig. 4 is a view on enlarged scale, in vertical cross-section, of collar, clip, and back board of tie.

My invention relates to the class of devices
25 used for attaching neckties of any desirable shape or style in proper position to wear without encircling the neck of the wearer with any portion of the tie or any band attached to it, and particularly to the class of formed or
30 "made-up" ties.

It consists in the use of a plurality of spring-clips, preferably two, secured to the body of the tie in position to grasp either the collar-band or the edge of a coat or vest, without the
35 use of a button, loop, hook, or the like.

In the accompanying drawings, the letter *a* denotes a tie, as a whole, of common form and material; *b*, a strip of stiff material upon which

the tie is made up; *c c*, spring-clips secured to the back of the strip or any convenient
40 part of the tie. These clips are of any ordinary form, and may be rigidly secured to the tie, or loosely fastened, so that they may grasp an object above or at the sides of the tie, each pair of grasping-jaws being meant by the term
45 "clip."

The letter *d* denotes a collar, which may be of any style, and *e* a portion of a vest or coat.

In Figs. 1 and 2 the clips grasp the lower edge of the band of the collar, and so support
50 the tie; but in Fig. 3 the clips are so secured to the tie as to be adapted to grasp the edges of the vest or coat, and so the whole device serves as clasp for preventing the garment
55 from opening, as well as a tie or ornament for the neck.

It is obvious that my idea as herein illustrated and described is capable of many modifications and adaptations that are within the
60 scope of my invention.

I am aware that both rigid and elastic loops have been used on neckties for the purpose of attaching the tie to the collar or neckband, and such device I do not claim.

I claim as my invention—

65 The combination of a necktie, *a*, and the spring-clips *c c*, secured to the tie, the said clips being composed of one or more pairs of spring-actuated jaws attached to the back of the tie at intervals, all substantially as de-
70 scribed, and for the purpose set forth.

CHARLES H. OWEN.

Witnesses:

CHAS. L. BURDETT,
EDWIN F. DIMOCK.