

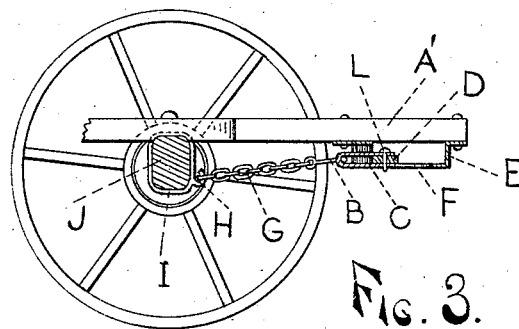
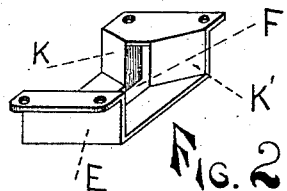
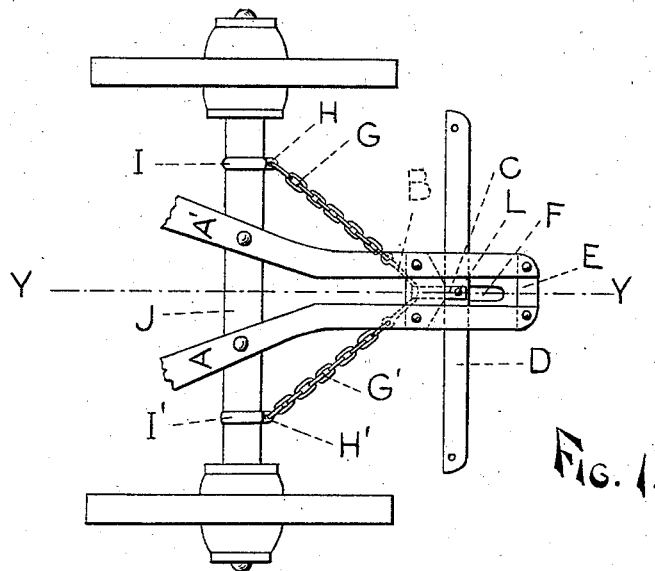
(No Model.)

F. BRECHTING.

DRAFT EVENER FOR WAGONS.

No. 307,089.

Patented Oct. 28, 1884.



WITNESSES:

Adolph M. Mason
William H. Chapman

INVENTOR

Franz Brechting
BY
Lyons C. Perkins
ATTORNEY

UNITED STATES PATENT OFFICE.

FRANZ BRECHTING, OF GRAND RAPIDS, MICHIGAN.

DRAFT-EVENER FOR WAGONS.

SPECIFICATION forming part of Letters Patent No. 307,089, dated October 28, 1884.

Application filed April 5, 1884. (No model.)

To all whom it may concern:

Be it known that I, FRANZ BRECHTING, a citizen of the United States, residing at Grand Rapids, in the county of Kent and State of Michigan, have invented certain new and useful Improvements in Eveners for Wagons; and I do declare the following to be a full, clear, and exact description of the invention, such as will enable others skilled in the art to which it appertains to make and use the same, reference being had to the accompanying drawings, and to the letters and figures of reference marked thereon, which form a part of this specification.

Figure 1 is a plan view of my invention. Fig. 2 is a view in perspective of evener-plate. Fig. 3 is a sectional view on line Y Y of Fig. 1.

Similar letters refer to similar parts throughout the several views.

The object of my invention is to furnish an evener simple in construction and yet well adapted to its purpose—viz., to equalize the draft upon the horses and to apply the horsepower where it will be most effective. I accomplish this by mechanism described as follows:

To the hooks H H' of the bands I I', on the axle J, I attach the chains G G', united by the bent B, which engages the clevis C.

On the front ends of the hounds A A' is bolted the evener-plate E, having the slot F to receive the clevis C, said plate being itself recessed, as shown in Fig. 2, so as to receive the transverse evener-bar D, and having the rear faces, K K', receding from the slot F at such an angle as necessary for the proper operation of said evener-bar D. The said clevis C, being inserted in the slot F of said evener-plate, is fastened to said evener-bar by the pin-bolt L.

What I claim, and desire to secure by Letters Patent of the United States, is—

1. The combination of the bands I I', having the hooks H H', the chains G G', the bent B, the clevis C, the pin-bolt L, the evener-bar D, the hounds A A', with the evener-plate E, having the slot F, and the receding faces K K', all substantially as shown and described.

2. The evener-plate E, having the slot F, and the receding faces K K', as set forth and described.

In testimony whereof I affix my signature in presence of two witnesses.

FRANZ BRECHTING.

Witnesses:

ADOLPH B. MASON,
WILLIAM A. CHAPMAN.