

I. P. TURNER.
SHIRT.

No. 307,153.

Patented Oct. 28, 1884.

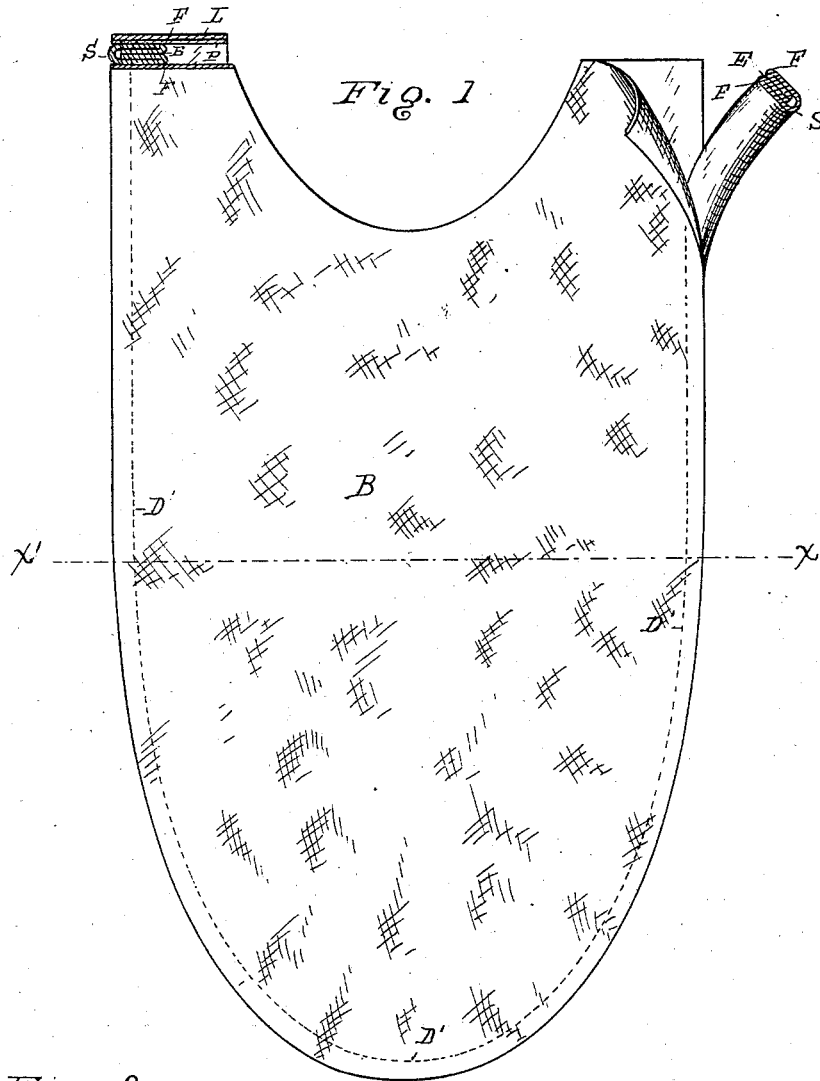
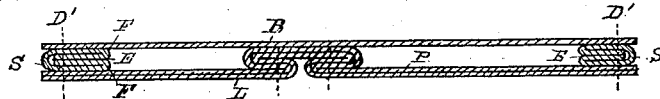


Fig. 2



Witnesses

Stanley M. Holden.

Charles S. Brintnall

Inventor

Isaac P. Turner

by McKagan his atty

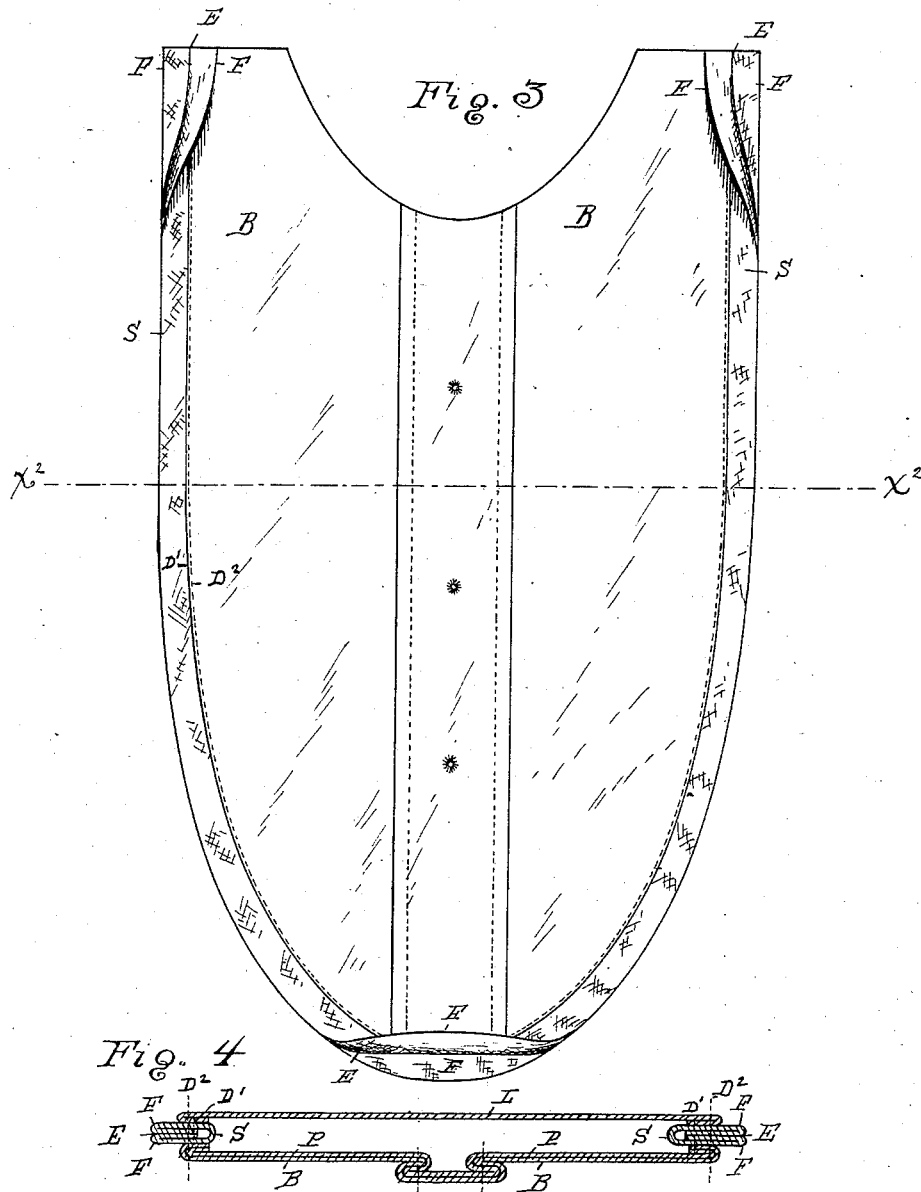
(No Model.)

2 Sheets—Sheet 2.

I. P. TURNER.
SHIRT.

No. 307,153.

Patented Oct. 28, 1884.



Witnesses

Stanley M. Holden.

Charles S. Brintall

Inventor.

Isaac P. Turner

by W. E. Nagan his atty

UNITED STATES PATENT OFFICE.

ISAAC P. TURNER, OF TROY, NEW YORK, ASSIGNOR TO GEORGE W. PINE,
OF SAME PLACE.

SHIRT.

SPECIFICATION forming part of Letters Patent No. 307,153, dated October 28, 1884.

Application filed March 20, 1884. (No model.)

To all whom it may concern:

Be it known that I, ISAAC P. TURNER, of the city of Troy, county of Rensselaer, State of New York, have invented a new and useful Improvement in Bosom-Shirts, of which the following is a specification.

My invention relates to shirt-bosoms, and a manner of making them to better adapt them for attachment to the shirts to which they are applied when used.

My invention consists, as will be more fully detailed hereinafter, in the combination, with a bosom made with an inside lining and an outside facing, of a strip inserted and sewed to the edges of and between said facing and lining when the latter are laid wrong side out, and which strip, before being inserted and attached, has had folded in it longitudinally and centrally an entrant fold; the said entrant fold being to receive the edge of the shirt cut out to receive the bosom.

Accompanying this specification, to form a part of it, there are two plates of drawings, containing four figures illustrating my invention, with the same designation of its parts by letter-reference used in all of them.

Of the accompanying illustrations, Figure 1 shows a representation of the bosom facing and lining laid wrong side out to include the ply, with the previously-folded strip inserted between their laid edges, the parts thus placed being turned up and out at one of the corners, so as to show their relative position. Fig. 2 represents a section of the parts taken on the line $x'x'$ of Fig. 1; and Fig. 3 illustrates the position of the parts after having been sewed as placed in Fig. 1, and then turned so as to bring the bosom-facing exteriorly at the front, parts of the corners and bottom being turned up to show the position of the inserted strip after being attached. Fig. 4 shows a section of the parts taken on the line x^2x^2 of Fig. 3.

The parts of the bosom and the strip as thus folded for application to the bosom are designated by letter-reference, and the method of attachment is described as follows: The letter B designates the bosom-facing; L, the lining; P, the ply; S, the strip; E, the entrant fold formed longitudinally in the strip, and F F the fly edges of the strip at the sides

of the entrant fold for receiving the edge of the shirt-opening cut out to receive the bosom. The bosom and lining being laid wrong side out, and so as to include intermediately the ply, the strip S, having been previously folded longitudinally to produce the entrant fold E by its turned-in edges, is then inserted between the edges of the facing and those of the fly placed intermediately, and sewed, as shown at D', Fig. 1, so as to connect the turned-in edges of the strip, the edges of the facing, ply, and lining. After this has been done, the parts are turned so as to be in the position shown at Fig. 3, when they are again sewed at D², as indicated at Figs. 3 and 4. Thus made and applied, the fly edges F F of the entrant fold E subtend the edges of the bosom, so as to overlap and to underlap the entering edges of the shirt-opening cut out to receive the bosom. A bosom thus made, by means of the lapping edges of the strip and the entrant fold which they produce, can be made to fit smoothly into the opening cut out in the shirt, and, while the bosom is very securely stayed and protected, the seam which in the main does it is an interior seam that is out of sight. Another advantage results from connecting the shirt to the strip instead of to the bosom directly, in the fact that the shirt can be more easily repaired at a point where most likely to wear.

Having thus described my invention, what I desire to claim and secure by Letters Patent is—

1. The combination, with a shirt-bosom that is made with a facing and lining, of the strip S, made with the longitudinal entrant fold E, and sewed interiorly to the edges of the facing and lining of the bosom, and sewed exteriorly to the said facing and lining, with the fly edges of the entrant fold subtending the edge of the bosom, substantially in the manner and for the purposes set forth.

2. The combination, with a shirt-bosom that is made with a facing and lining, of a strip having made therein a longitudinal entrant fold, E, produced by the turned-in edges of said strip, and with said strip attached by being placed between the edges of the bosom facing and lining when laid wrong side out,

then sewed at D' to secure the strip, its turned-
in edges, the facing, and lining together, with
the parts then turned and sewed exteriorly at
D², and the fly edges of the entrant fold sub-
5 tending the edges of the bosom, as shown and
described.

Signed at Troy, New York, this 6th day of

March, 1884, in the presence of the two wit-
nesses whose names are by them hereto writ-
ten.

ISAAC P. TURNER.

Witnesses:

CHARLES S. BRINTNALL,
STANLEY M. HOLDEN.