

(No Model.)

S. C. LORD.

CALENDAR ATTACHMENT FOR PENCILS AND PEN HOLDERS.

No. 307,207.

Patented Oct. 28, 1884.

Fig. 1.




Fig. 2.

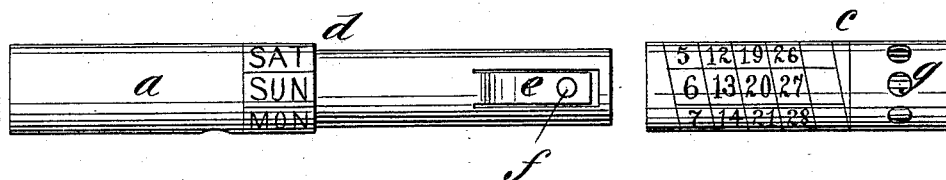
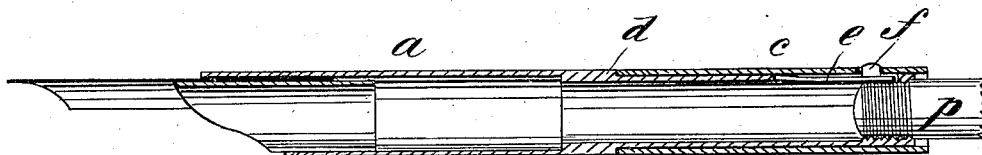


Fig. 3.



WITNESSES:

Down Twitchell.

C. Sedgwick.

INVENTOR:

S. C. Lord

BY *Munn & Co*

ATTORNEYS.

UNITED STATES PATENT OFFICE.

SCHUYLER C. LORD, OF EAST SURRY, MAINE.

CALENDAR ATTACHMENT FOR PENCILS AND PEN-HOLDERS.

SPECIFICATION forming part of Letters Patent No. 307,207, dated October 28, 1884.

Application filed July 23, 1884. (No model.)

To all whom it may concern:

Be it known that I, SCHUYLER C. LORD, of East Surry, county of Hancock, Maine, have invented a new and Improved Calendar Attachment for Pencils and Pen-Holders, of which the following is a full, clear, and exact description.

My invention consists in a tube provided with a rotating sleeve, the whole being made for fitting on the end of a pencil or a pen-holder for use as a calendar, as hereinafter described and claimed.

Reference is to be had to the accompanying drawings, forming part of this specification, in which similar letters of reference indicate corresponding parts in all the figures.

Figure 1 is a side view of the attachment as applied to a pencil. Fig. 2 is a side view of the parts as separated, and Fig. 3 is a longitudinal section of the attachment as made to hold a pen.

a is a tube, of suitable length, having a slot, *b*, at one end, so that the tube can be readily slipped on the end of a pencil or pen-holder, and will be held by friction.

c is a shorter tube, fitted as a sleeve on the tube *a* at one end thereof, and taking against a shoulder, *d*. At the outer end of tube *a* is a spring-tongue, *e*, cut out of the metal of the tube, and having a lug or projection, *f*, that engages any one of holes *g* in tube *c*, whereby the latter is kept from rotating and held in place.

The names of the days of the week are

placed on tube *a* in proper order around it, and on tube *c*, in lines to correspond, are the days of the month properly arranged, so that the sleeve *c* can be set for any month. There are seven of the holes *g*, whereby the lug *f* holds the sleeve in place as set. To change the adjustment, lug *f* is pressed down and the sleeve turned.

h is a plug of rubber screwed into the end of tube *a*, for use as an eraser. It serves also to force the tongue *e* outward and prevent accidental disconnection of the lug. This rubber plug is first removed when the calendar is to be shifted.

This attachment is simple and useful, and it may be formed to hold a pen, as in Fig. 3, or applied to an ordinary pen-holder.

When made to hold a pen, the screw-thread at the end serves to retain the wooden portion of the holder or a lead-pencil, as indicated at *p*.

Having thus described my invention, I claim as new and desire to secure by Letters Patent—

1. The calendar attachment consisting of tube *a*, rotating sleeve *c*, and the spring-tongue *e*, engaging the sleeve, combined for use substantially as described.

2. The combination, with tube *a*, sleeve *c*, and tongue *e*, of the rubber plug *h*, as and for the purpose specified.

SCHUYLER C. LORD.

Witnesses:

ROBERT M. CAMPBELL,
F. L. BLANCHARD.