

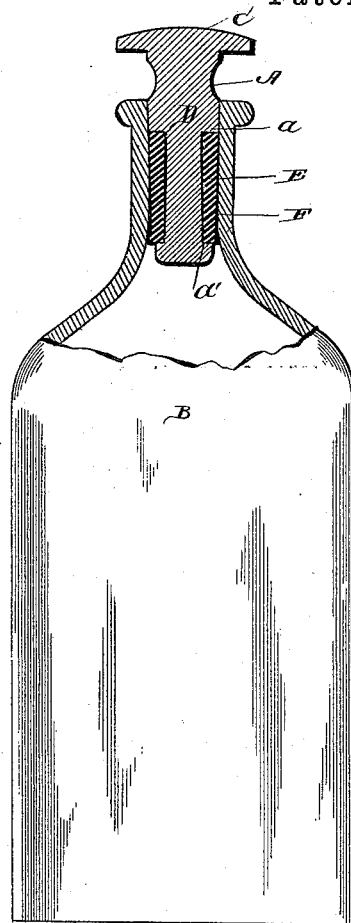
(No Model.)

A. F. BORDEN.  
STOPPER FOR BOTTLES.

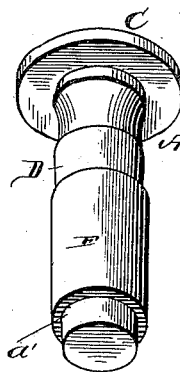
No. 307,428.

Patented Nov. 4, 1884.

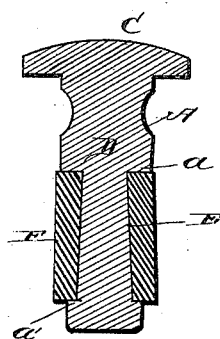
*Fig. 1.*



*Fig. 2.*



*Fig. 3.*



WITNESSES

*F. L. Ourand*  
*E. J. Siggers*

*Albert F. Borden*  
INVENTOR

by *C. A. Snow & Co.*  
Attorneys

# UNITED STATES PATENT OFFICE.

ALBERT F. BORDEN, OF BIRDSBOROUGH, ASSIGNOR OF THREE-FOURTHS TO  
GEORGE W. GROVE, CONRAD S. GROVE, AND GEORGE J. RAFFERTY, ALL  
OF PHILADELPHIA, PENNSYLVANIA.

## STOPPER FOR BOTTLES.

SPECIFICATION forming part of Letters Patent No. 307,428, dated November 4, 1884.

Application filed March 12, 1884. (No model.)

*To all whom it may concern:*

Be it known that I, ALBERT F. BORDEN, a citizen of the United States, residing at Birdsborough, in the county of Berks and State of Pennsylvania, have invented a new and useful Stopper for Bottles, &c., of which the following is a specification, reference being had to the accompanying drawings.

This invention relates to stoppers for bottles, jars, and the like, and it has for its object to provide a simple, inexpensive, and convenient device which, when applied to the bottle or jar, will effect an air-tight joint or connection, so as to prevent the admission of air to the interior of the vessel.

With these and other objects in view the said invention consists in certain details of construction and combination of parts, as hereinafter set forth, and particularly pointed out in the claim.

In the accompanying drawings, Figure 1 is a sectional view of a bottle, showing my improved stopper applied thereto. Fig. 2 is a detail perspective view of the stopper. Fig. 3 is a sectional view of the same.

Like letters refer to corresponding parts in the two figures.

Referring to the drawings, A designates an ordinary stopper for the bottle B, said stopper being constructed of glass, wood, or other suitable material, and comprising a head, C, and a body or shank, D. The body D of the stopper is provided with a recess, E, around the same, which decreases in depth downwardly from the top, forming shoulders *a a'* at the upper and lower portions of the body, said recess receiving a rubber band, F, of the proper thickness, the upper end of the band bearing against the shoulder *a* and arranged nearly flush with the same, while the lower end of the band bears in a similar manner against the shoulder *a'*, and projects a considerable dis-

tance above the shoulder. By this means the band will be securely held in its seat, so that when the stopper is applied to the bottle there will be no danger of the band slipping upward out of place. The body D tapers gradually downward in the usual manner, and by the arrangement of the band F this tapering shape is preserved, so that the stopper will be readily inserted and withdrawn from the bottle, as desired.

The operation and advantages of my invention will be readily understood from the foregoing description, taken in connection with the annexed drawings. The band is fitted in the recess of the stopper in the manner shown and described, and when the stopper is applied to the bottle the rubber band presses against the same, so as to form a perfectly air-tight stopper. It will thus be seen that I provide a stopper for bottles, jars, and the like, which is simple and durable in construction, convenient in its application, inexpensive to manufacture, and which will prove of great utility in use.

Having described my invention, I claim—

In a stopper for bottles, &c., the body or shank tapering downwardly, as shown, and provided with a suitable head, a recess around the body, forming shoulders at the upper and lower portions of the same, said recess decreasing in depth downwardly from the top, and a band fitted within the recess against its bottom and shoulders, as and for the purpose set forth.

In testimony that I claim the foregoing as my own I have hereto affixed my signature in presence of two witnesses.

ALBERT F. BORDEN.

Witnesses:

B. F. TELLER,  
GEORGE J. RAFFERTY.