

(No Model.)

J. CABOT.

SCREEN OR GRID FOR GAS PURIFIERS.

No. 307,433.

Patented Nov. 4, 1884.

Fig. 1

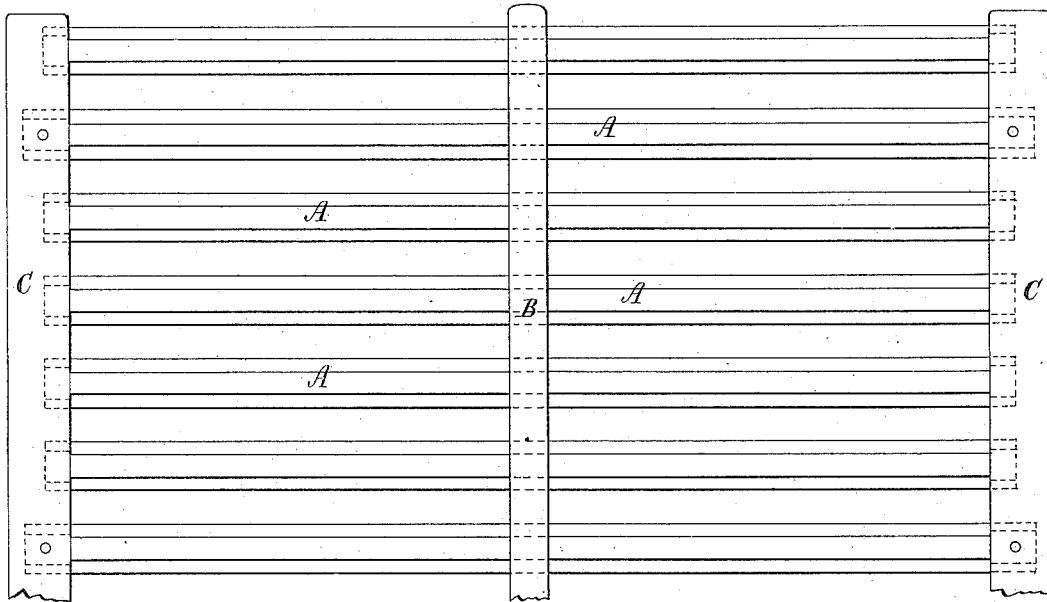


Fig. 3.

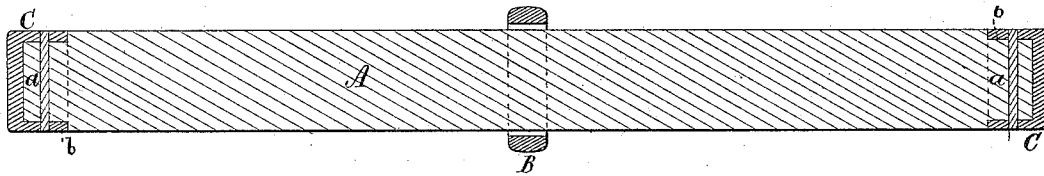
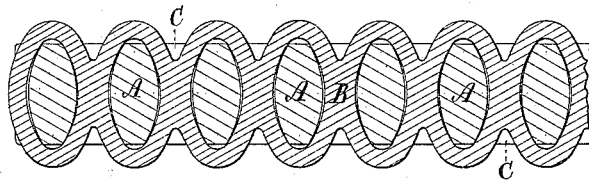


Fig. 2.



Witnesses:
S. N. Piper
E. A. Pratt

Inventor
John Cabot
by *R. H. Eddy* atty.

UNITED STATES PATENT OFFICE.

JOHN CABOT, OF LAWRENCE, MASSACHUSETTS.

SCREEN OR GRID FOR GAS-PURIFIERS.

SPECIFICATION forming part of Letters Patent No. 307,433, dated November 4, 1884.

Application filed April 14, 1884. (No model.)

To all whom it may concern:

Be it known that I, JOHN CABOT, of Lawrence, in the county of Essex, of the Commonwealth of Massachusetts, have invented new and useful Improvements in Screens or Grids for Gas-Purifiers; and I do hereby declare the same to be described in the following specification and represented in the accompanying drawings; of which—

10 Figure 1 is a top view, Fig. 2 a transverse section, and Fig. 3 a longitudinal section, of a grid of my improved kind.

The invention has reference to the class of grids shown in the United States patents numbered 205,727 and 292,984. In practice it has been found that the two metallic perforated holders of the bars of such grids, by extending above the upper and below the lower edge of the bars, become obstructions to the working of a rake or article used in spreading the lime on the grid or in removing it therefrom. In my present or improved grid I have dispensed with one of such perforated holders and locate the other, which is necessary to the proper support of the grid-bars, midway, or thereabout, between the opposite ends of the said bars, and I support the bars at their ends by two other holders having their upper surfaces flush with those of the bars, and also having their under surfaces flush with those of the bars. Each end holder has in it mortises to receive tenons extending into them from the bars, and is held in connection with the bars by pins going down through it and the tenons of two or more of the bars. From this it will be seen that by having the end holders flush on their upper and lower surfaces with those of the bars the

lime can be easily raked over them from the median holder without the rake being obstructed by either of the end holders. The grid so constructed is readily reversible. It has no side connection-bars going outside of the median holder to the end holder, but is composed simply of the median and end holders and the series of bars arranged therewith and adapted thereto, as explained. By having the two end holders disconnected, except by the grid-bars, the latter, as occasion may require, can be readily removed from the holders without first requiring either or both the outer ones to be previously disconnected from other bars.

In the drawings, A A A, &c., denote the grid-bars, and B the perforated metallic holder, through which such bars are extended; C C, the end holders, into which the grid-bars are secured by tenons *a* and mortises *b*, the upper and lower edges of such bars being, as represented, flush with those of the end holders.

I do not herein claim a grid made as represented in either of the aforementioned patents, but as an improved article of manufacture.

I claim—

The improved gas-purifier grid or screen composed of the end and intermediate holders, and of the series of bars going through the intermediate holder and applied to and having their upper and lower edges flush with those of the two end holders, substantially as set forth.

JOHN CABOT.

Witnesses:

R. H. EDDY,
E. B. PRATT.