

(No Model.)

F. GARLAND.

BED BOTTOM.

No. 307,454.

Patented Nov. 4, 1884.

Fig. 1

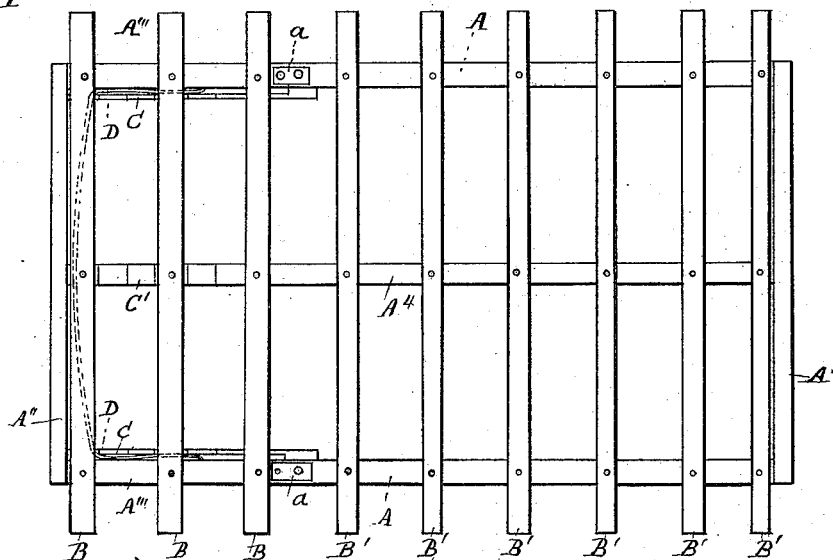


Fig. 2

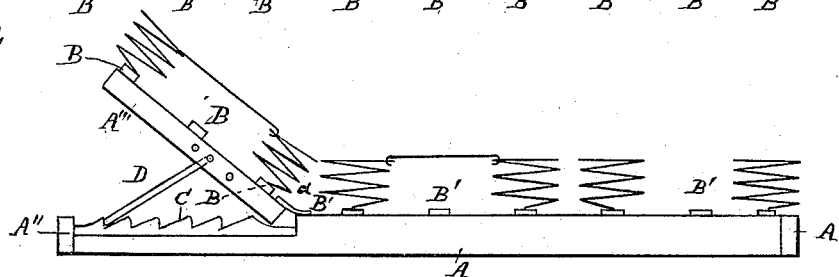


Fig. 3.

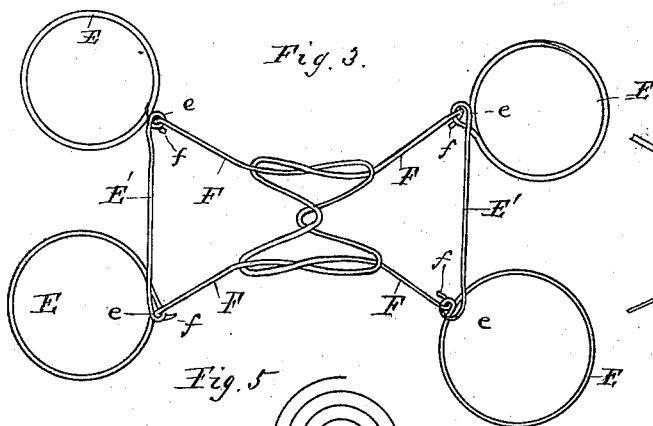


Fig. 4.

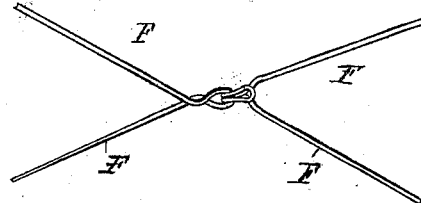
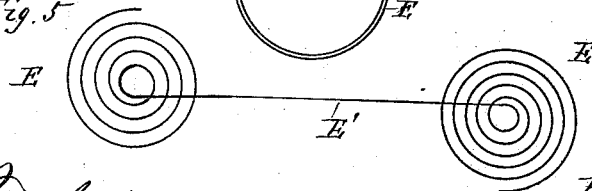


Fig. 5



WITNESSES

Morton Toulmin
Edwin L. Bradford

INVENTOR

Frederick Garland

John H. Hunter
Attorney

UNITED STATES PATENT OFFICE.

FREDERICK GARLAND, OF MONROE, WISCONSIN.

BED-BOTTOM.

SPECIFICATION forming part of Letters Patent No. 307,454, dated November 4, 1884.

Application filed January 4, 1884. (No model.)

To all whom it may concern:

Be it known that I, FREDERICK GARLAND, a citizen of the United States, residing at Monroe, in the county of Greene and State of Wisconsin, have invented certain new and useful Improvements in Bed-Bottoms, of which the following is a specification, reference being had therein to the accompanying drawings.

This invention relates to improvements in 10 bed-bottoms, and has for its object to provide a spring-support to the head-rest of simple and cheap construction, as well as springs on the upper side of the slats forming the bottom of bed and head-rest. These objects are at- 15 tained by the devices illustrated in the accompanying drawings, forming a part of this specification, in which—

Figure 1 is a plan of a bed-bottom having the upper springs removed therefrom. Fig. 20 2 is a side elevation, in which the head-rest is in a raised position. Fig. 3 is a plan view of one set of springs. Fig. 4 is a modified form of the connections to be used between a set of springs. Fig. 5 is a modified form of a half- 25 set of spiral springs.

The letter A indicates the longitudinal rails of the frame of the bed-bottom. A' A'' are the transverse rails. A''' are the rails of the head-rest, which are attached to the rails A by suitable hinges, a. B are the transverse slats of 30 the head-rest. C are notched pieces attached to the rails A. C' are notches cut in the body of the middle longitudinal rail itself. D is a spring-rod pivoted at each end to the rails A'', 35 and forms the support of the head-rest when

placed in an inclined position, as shown in Fig. 2. This rod may be made of steel or other suitable metal, and that portion between the letters D of Fig. 1 is of bow shape; consequently when the head-rest is raised this 40 part of the rod engages and rests against the notches C', and thus forms a spring-support thereto, which will give more or less according to the weight or pressure thereon until the ends of the bow rest in notches C. The 45 springs E, of which there are two at each end of a set, are formed of a single piece of coiled spring-wire, a loop, e, being formed in each coil, by means of which the four springs forming the set may be fastened to each other by 50 the hooks f and the ends of the two wires F, which are connected with each other by peculiar convolutions, (shown in Fig. 3,) which not only serve the purpose of connecting the two 55 wires F, but also serve as a support to the bed between the springs E.

Having described my invention, what I desire to secure by Letters Patent and claim is—

In a bed-bottom, the frame A A' A'' A''', having notches C and C' and slats B and B', and 60 the frame A''', hinged to frame A, in combination with spring-rod D, as described, and for the purposes set forth.

In testimony whereof I affix my signature in presence of two witnesses.

FRED. GARLAND.

Witnesses:

S. W. ABBOTT,
ASA C. UPHAM.