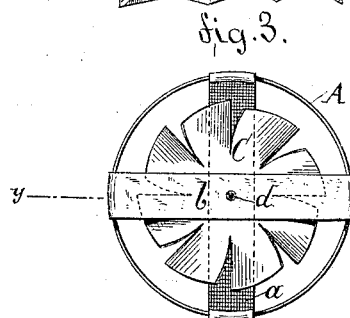
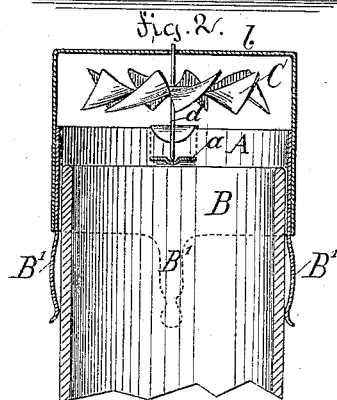
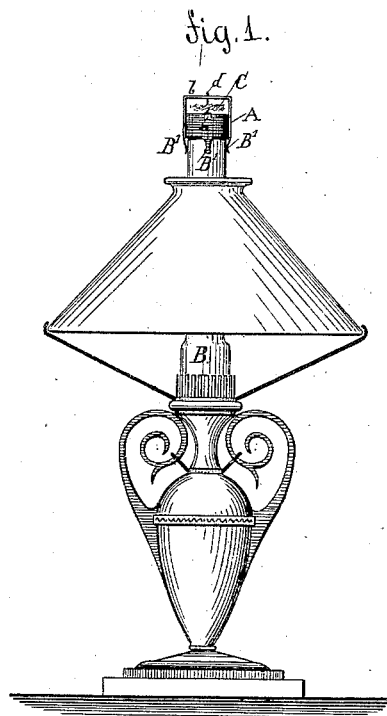


(No Model.)

G. DORFMULLER.
LAMP CHIMNEY.

No. 307,528.

Patented Nov. 4, 1884.



WITNESSES:

John N. Rosenbaum.
Henry Mann

INVENTOR

Gustav Dorfmueller
BY *Gopel & Raegner*
ATTORNEYS.

UNITED STATES PATENT OFFICE.

GUSTAV DORFMULLER, OF BROOKLYN, NEW YORK.

LAMP-CHIMNEY.

SPECIFICATION forming part of Letters Patent No. 307,528, dated November 4, 1884.

Application filed January 30, 1884. (No model.)

To all whom it may concern:

Be it known that I, GUSTAV DORFMULLER, of Brooklyn, county of Kings, and State of New York, have invented certain new and useful Improvements in Ventilators for Lamp-Chimneys, of which the following is a specification.

My invention relates to a ventilator for lamp-chimneys by which the cracking of the chimneys is prevented and a more perfect combustion of the oil or gas and a whiter flame are obtained; and the invention consists of a horizontal ventilator or suction-fan that is supported at the top of the lamp-chimney by means of a ring-shaped frame in such a manner that the axis of the chimney is in line with the axis of the fan, the ring-shaped frame being attached to the chimney by downwardly-extending springs.

In the accompanying drawings, Figure 1 represents a side elevation of the lamp the chimney of which is arranged with my improved ventilator. Fig. 2 is a vertical central section on line *yy*, Fig. 3, of the ventilator and part of the lamp-chimney; and Fig. 3 is a top view of the ventilator.

Similar letters of reference indicate the same parts throughout the several views.

In the drawings, A represents a ring-shaped frame, which is closely fitted to the top of the lamp-chimney B, and attached by four springs, B', or in any other approved manner. The ring-shaped frame A is arranged with diametrical bars *a* and *b*, one above the other, and at right angles to each other, which form the bearings for the shaft or axis *d* of the horizontal ventilator or suction-fan C. The lower end of the fan-shaft *d* rests in a depression of the diametrical bar *a*, while the upper end passes through a perforation of the upper bar, *b*. The axis of the fan-shaft *d* is in line with the axis of the chimney.

The fan C is made of a slitted disk of light sheet metal, from which the paddles or vanes are bent at the proper degree of inclination.

When the lamp is lighted, the fan is set in motion by blowing on the vanes or otherwise. The motion is then kept up by the ascending column of the gases of combustion. The fan retards the escape of the gases and produces a more perfect combustion of the same, and consequently a brighter flame. Air of lower temperature is prevented from entering at the top of the chimney, whereby the same is not exposed to sudden changes of temperature, which forms the main cause of the cracking of chimneys. As the supporting-frame is tightly fitted to the upper end of the lamp-chimney, no air can enter between the fan and top of the chimney and retard the motion of the fan, which is kept briskly in motion by the upward draft of the products of combustion. The ventilating device forms thus not only a protector for the chimney, but also, when neatly made up, an attractive attachment thereto.

I am aware that lamp-chimneys with horizontal ventilating-fans have been used heretofore, and I do not claim this feature broadly. In my construction, however, the supporting frame or casing of the fan is tightly fitted to the lamp-chimney and retained thereon by springs.

Having fully described my invention, what I claim, and desire to secure by Letters Patent, is—

The combination of a lamp-chimney, a ventilating-fan, means to support the shaft of the fan in line with the axis of the chimney, and a ring-shaped supporting-frame fitted tightly to the top of the chimney and provided with attaching-springs, substantially as set forth.

In testimony that I claim the foregoing as my invention I have signed my name in presence of two subscribing witnesses.

GUSTAV DORFMULLER.

Witnesses:

CARL KARP,
SIDNEY MANN.