

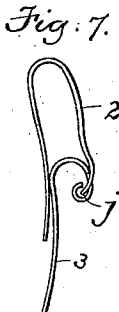

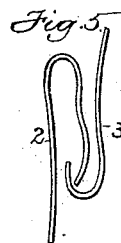
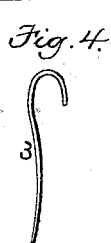
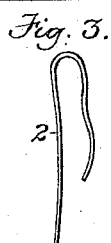
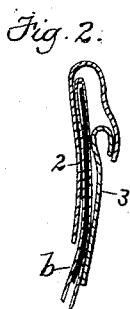
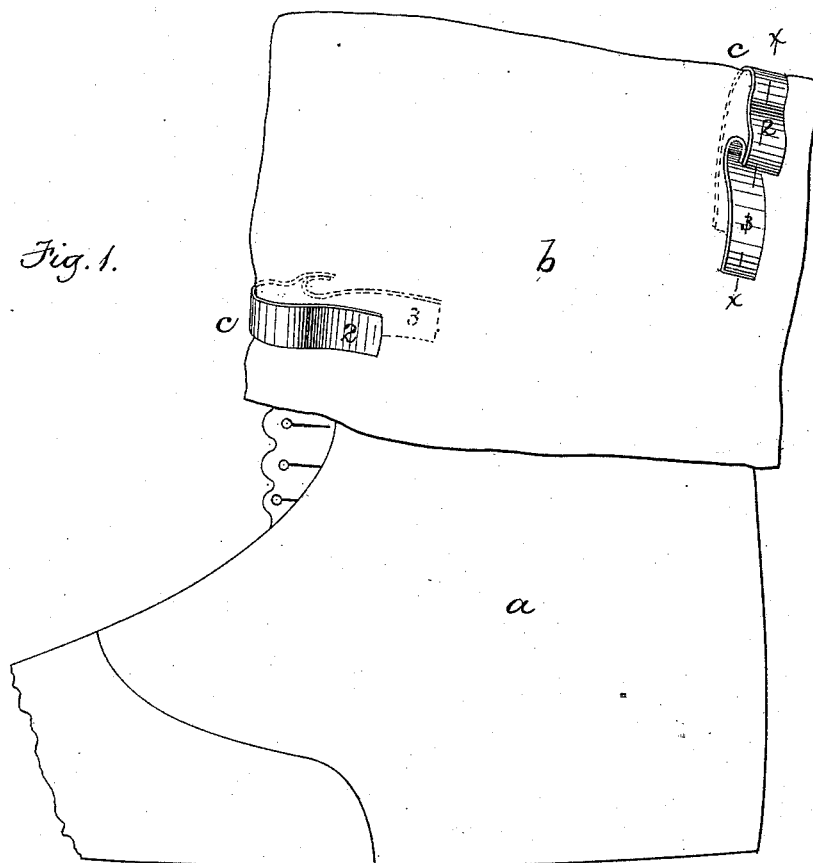
(No Model.)

O. PHILLIPS.

CLAMP FOR COVERS OF BOOT OR SHOE UPPERS.

No. 307,588.

Patented Nov. 4, 1884.



Witnesses.
A. L. White
H. A. Brown,

Inventor
Osmus Phillips
by Knight & Brown
Attys.

UNITED STATES PATENT OFFICE.

OSMUS PHILLIPS, OF LYNN, MASSACHUSETTS.

CLAMP FOR COVERS OF BOOT OR SHOE UPPERS.

SPECIFICATION forming part of Letters Patent No. 307,588, dated November 4, 1884.

Application filed September 1, 1884. (No model.)

To all whom it may concern:

Be it known that I, OSMUS PHILLIPS, of Lynn, in the county of Essex and State of Massachusetts, have invented certain Improvements in Clamps or Fasteners for Covers of Boot or Shoe Uppers, of which the following is a specification.

This invention has for its object to provide improved means for temporarily securing to boot or shoe uppers the covers that are used to protect the upper-linings, so that they will not be soiled by handling while the upper is being lasted and secured to the sole, said covers being applied to the portion of the upper that surrounds the ankle or leg in the completed boot or shoe.

My invention consists in a clamp composed of two pieces of metal formed, as hereinafter set forth, so that they can be readily applied to hold a cover on an upper, and as readily detached.

Of the accompanying drawings, forming a part of this specification, Figure 1 represents a side view of an unlasted upper having a cover secured by my improved fastener. Fig. 2 represents a section on line *xx*, Fig. 1. Figs. 3 and 4 represent the parts of my improved fastener separated. Fig. 5 represents a section showing the fastener in position to release the goods. Figs. 6 and 7 represent front and edge views of the fastener, showing its parts connected by a joint.

The same letters of reference indicate the same parts in all the figures.

In the drawings, *a* represents an unlasted upper, and *b* the cloth cover placed thereon to prevent the exposed portion of the lining from being soiled during the processes of completing the boot or shoe.

c c represent my improved clamps or fasteners, each of which is composed of two parts. 2 3. Said parts are preferably strips of sheet metal bent into the desired form. The part 2 is bent into two arms which bestride the edge of the upper outside of the cover, one of its arms bearing against the cover at one side of the

upper, projecting over the opposite side thereof. The part 3 is bent at one end to form a loop or hook, which acts as a cam, as hereinafter described. The two parts are caused to grasp the cover and upper by placing the bent end of the part 3 under the shorter arm of the part 2, as shown in Fig. 5, and then turning the part 3 until it occupies the position shown in Fig. 2, its cam portion or hook being thus inserted between the upper and the arm of the part 2, with which it is engaged, said arm yielding and acting as a spring to press the part 3 against the cover, the upper and cover being thus securely clamped between the part 3 and the arm of the part 2 on the opposite side of the upper. It will be seen that a single movement of the part 3 is all that is required to bend the fastener upon the cover and upper, while a reverse movement loosens the fastener.

The two parts of the fastener may be connected by a joint, *j*, as shown in Figs. 6 and 7, so that they cannot be separated.

It will be seen that the described device is extremely simple, easily applied and removed, and holds the cover firmly in place.

I do not limit myself to the use of this improved holder for covers for boot and shoe uppers, as it may be used for clamping together two or more thicknesses of material for any purpose.

I claim—

1. The improved clamp or fastener composed of the two parts 2 and 3, formed to operate substantially as described.

2. The clamp or fastener composed of the two parts 2 and 3, formed to operate as described, and connected by a joint, as set forth.

In testimony whereof I have signed my name to this specification, in the presence of two subscribing witnesses, this 28th day of August, 1884.

OSMUS PHILLIPS.

Witnesses:

E. C. PHILLIPS,
C. F. BROWN.