

(No Model.)

C. E. KELLS, Jr.

BOTTLE STOPPER.

No. 307,661.

Patented Nov. 4, 1884.

Fig. 1.

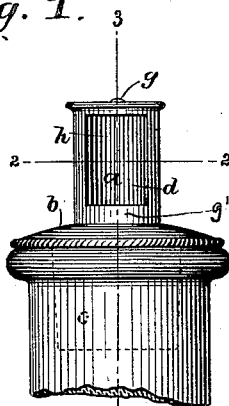


Fig. 2.

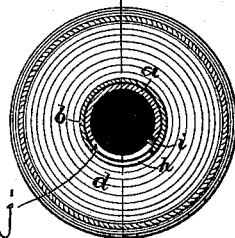
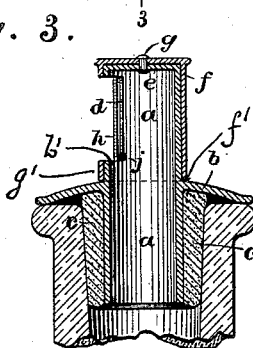


Fig. 3.



WITNESSES

Ed. C. Newman.
Al. C. Newman.

INVENTOR

C. Edmund Kells Jr.

By his Attorneys

Calder, Hopkins & Heston.

UNITED STATES PATENT OFFICE.

CHARLES EDMUND KELLS, JR., OF NEW ORLEANS, LOUISIANA.

BOTTLE-STOPPER.

SPECIFICATION forming part of Letters Patent No. 307,661, dated November 4, 1884.

Application filed August 11, 1884. (No model.)

To all whom it may concern:

Be it known that I, C. EDMUND KELLS, JR., of New Orleans, in the parish of Orleans, Louisiana, have invented certain new and useful Improvements in Bottle-Stoppers, of which the following is a specification.

My invention is especially designed to improve the construction of stoppers for dentifrice bottles; and it consists in providing the stopper with a side discharge-port that may be readily opened and closed by an improved device applied thereto.

In the accompanying drawings, Figure 1 is an elevation of a section of the neck of a bottle with my improved stopper in position; Fig. 2, a section thereof on the line 2 2 of Fig. 1, and Fig. 3 a section of the same on the line 3 3 of Fig. 1.

The discharge-tube *a* is provided with the usual central flanged cap, *b*, beneath which is arranged the cork or rubber filling *c*. A discharge-port, *d*, is formed in the side of the outer end of the tube *a*, the top *e* being preferably closed. A cap, *f*, fits snugly over the tube *a*, and is preferably pivoted thereto by a pin, *g*. The bottom edge, *f'*, of the cap bears upon the upper face of the flange *b*, thus affording a tight, close fit, and, as the cap *b* is usually formed of soft metal, a smooth bearing is afforded. A port, *h*, is formed in the side of the cap that registers with the port *d*, to permit the discharge from the bottle. A flange, *b'*, is left between the port *d* and the cap *b*, which serves to strengthen the tube at this point, and also to form a bearing and guide for the strip *g'*, that connects and holds together the edges of the cap below the port *h*. The movement of the cap may be limited by a stop, *i*, formed on the cap, that impinges

against the side edges of the port *d*. Notches *j* may be formed in the side of the port, to receive the stop *i*, and thereby permit the ports to be completely closed.

Stoppers for dentifrice-bottles have usually been provided with an end discharge-opening and a removable cap. A side discharge-opening delivers the dentifrice to the brush with less waste, and a cap applied according to my invention is less liable to be misplaced or lost. I do not, however, claim, broadly, a side discharge-opening or a cap permanently connected to the discharge-tube, or a discharge-tube formed with a side port, in combination with a pivoted cap formed with an opening that registers with the port in the discharge-tube.

I claim as my invention—

1. In a bottle-stopper, the combination, substantially as set forth, of the flanged cap, the discharge-tube, the cap that fits over the outer end of the discharge-tube and bears upon the upper face of the flanged cap, and the side discharge-ports in the tube and cap.

2. The combination, substantially as set forth, of the flanged cap, the discharge-tube, the port formed in the side of the discharge-tube, the flange *b'* between the cap and port, the cap that fits over the discharge-tube, the port in the cap that registers with the port in the tube, and the strip that connects the sides of the cap below the port and bears upon the flange *b'*.

In testimony whereof I have hereunto subscribed my name.

CHARLES EDMUND KELLS, JR.

Witnesses:

B. J. JOHNSON,
JOS. MAILLE.