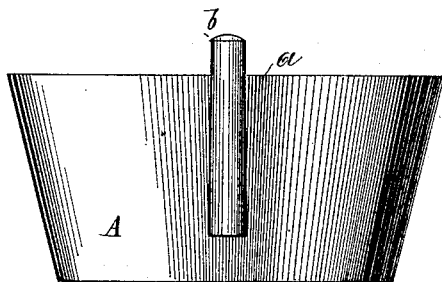


(Model.)

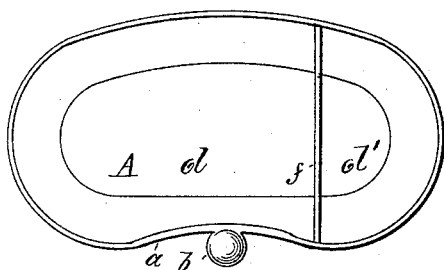
A. DORMITZER.  
PAINT AND BRUSH BUCKET.

No. 342,431.

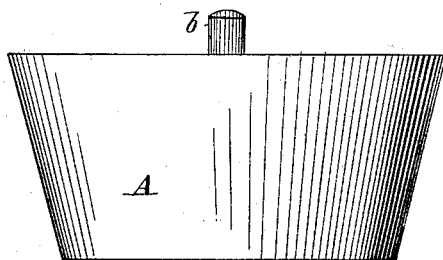
Patented May 25, 1886.



*fig. 1.*



*fig. 2.*



*fig. 3.*

Witnesses  
C. Benjamin  
Phil. D. Whelpley.

Inventor  
Anna Dormitzer  
by Lucius S. Storer,  
her Attorney

# UNITED STATES PATENT OFFICE.

ANNA DORMITZER, OF NEW YORK, N. Y.

## PAINT AND BRUSH BUCKET.

SPECIFICATION forming part of Letters Patent No. 342,431, dated May 25, 1886.

Application filed December 30, 1885. Serial No. 187,120. (Model.)

### *To all whom it may concern:*

Be it known that I, ANNA DORMITZER, a citizen of the United States of North America, and a resident of the city, county, and State of New York, have invented a new and useful Improvement in Paint and Brush Buckets, of which the following is a specification.

The object of this invention is to provide an improved device adapted for use by window-cleaners and house-painters, and especially designed to be used in connection with window-cleaning chairs, painters' jacks, and step-ladders.

Reference is to be had to the accompanying drawings, forming part of the specification, in which similar letters of reference indicate corresponding parts in all the figures.

Figure 1 is a front elevation of my improved device. Fig. 2 is a plan thereof. Fig. 3 is a rear elevation thereof.

In the drawings, A represents the body of the bucket, preferably of ellipsoidal shape in plan view and with sloping sides, as shown. One of the longer sides of the bucket has an outside vertical groove or indentation, *a*, formed in it, and soldered or otherwise firmly secured in this groove *a* is a tube, *b*, preferably slightly tapering from bottom to top, open at the bottom, and preferably closed at the top, which tube is designed to extend somewhat above the rim of the bucket, as shown. This bucket is designed, when in use, to be fixed on the top of an upright rod, pole, or staff, which may be fixed to a window-cleaning chair, painter's jack, or step-ladder, the tube *b* being fitted over the said pole or staff, so that the bucket shall be safely and steadily held in position. The staff-tube *b* being fixed in an outside groove of the bucket, and being extended above the rim thereof, it is evident that

the bucket will be very securely held on a staff and without danger of tipping to the one side or the other, as it would if it were suspended in the usual manner of buckets. Two or more pockets or receptacles, *d d'*, are made in the bucket by a partition or partitions, *f*, as shown in Fig. 2, wherein the pocket *d* is designed, say, for water or paint, and the pocket *d'* for sponge or brush.

I know of no article of manufacture so well adapted as is this device to the purposes alluded to.

Having thus described my invention, I claim as new and desire to secure by Letters Patent—

1. As an improved article of manufacture, a paint and brush bucket constructed, substantially as herein shown and described, with a vertical outside groove, an upright tube rigidly fixed in said groove on one side of the bucket and adapted to fit over the end of a supporting staff or pole, and with one or more interior vertical partitions forming two or more separate receptacles in the bucket, as set forth.

2. The combination, with the bucket body A, of the tube *b*, fixed thereon, substantially as herein shown and described, said tube being adapted and designed to serve for securing the bucket in operative position, as set forth.

In testimony that I claim the foregoing as my invention I have signed my name, in presence of two witnesses, this 28th day of December, 1885.

ANNA DORMITZER.

Witnesses:

JACOB J. STORER,

ALBERT P. MORIARTY.