

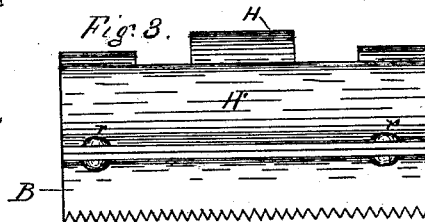
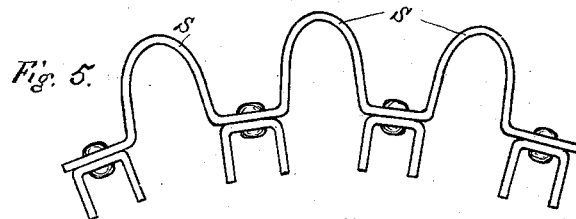
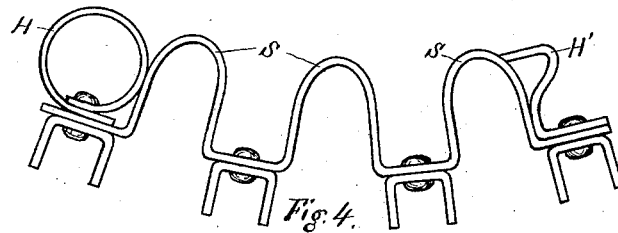
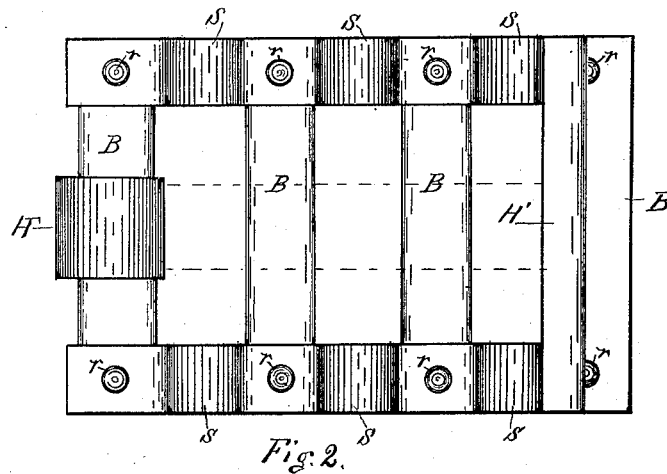
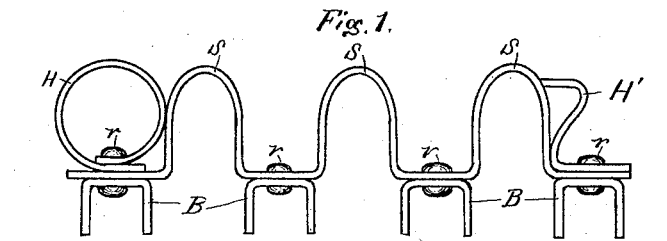
(No Model.)

A. L. HIGLEY.

CURRY COMB.

No. 342,512.

Patented May 25, 1886.



WITNESSES:  
*Wm. H. Hallister Jr.*  
*E. A. Jones*

INVENTOR  
*Asa L. Higley*  
*by Geo. Amosher*  
*att'y*

# UNITED STATES PATENT OFFICE.

ASA L. HIGLEY, OF TROY, ASSIGNOR OF TWO-THIRDS TO HENRY J. McCHESNEY, OF TROY, AND JOHN H. BONESTEEL, OF SAND LAKE, N. Y.

## CURRY-COMB.

SPECIFICATION forming part of Letters Patent No. 342,512, dated May 25, 1886.

Application filed January 29, 1886. Serial No. 190,183. (No model.)

*To all whom it may concern:*

Be it known that I, ASA L. HIGLEY, a resident of the city of Troy, in the county of Rensselaer and State of New York, have invented certain new and useful Improvements in Curry-Combs; and I do hereby declare that the following is a full, clear, and exact description of the invention, that will enable others skilled in the art to which it appertains to make and use the same, reference being had to the accompanying drawings, and to the letters of reference marked thereon, which form a part of this specification.

Similar letters refer to similar parts in the several figures therein.

My invention relates to improvements in curry-combs having flexible backs, the object of which is to enable the operator, while using the comb, to readily adapt its form to the shape of the different parts of a horse.

My invention consists of the novel construction and combination of parts hereinafter described, and pointed out in the claims.

Figure 1 of the drawings is a side elevation of my improved comb. Fig. 2 is a top plan view. Fig. 3 is an end elevation. Fig. 4 is a side elevation showing the comb bent to present a convex face. Fig. 5 is same, showing comb bent to present a concave face.

The back or frame of the comb is made up of two or more bands of spring sheet metal, convoluted to form the springs S. The comb-bars B, made in the usual manner, as shown, are riveted by rivets *r* to these bands between the springs, as shown. The handle or thumb-piece H is riveted to one of the end bars, B, or upon one end of the middle convoluted band, when a middle band is used, as shown by dotted lines in Fig. 2. At the other end of the comb the handle H' is secured by rivets passing through the bands or bars, or both, as shown.

It is preferable that one of the handles, as H', should extend nearly or quite the full width of the comb, to be easily grasped by the fingers of the operator's hand, while the thumb is passed through the other handle, made in the form of a ring or tube, one being a finger-handle, while the other serves as a

thumb-piece. This form and arrangement of handles is important, as it materially aids in operating the comb to change its face form to produce a plane, concave, or convex surface on its face.

By pressing the upper edges or sides of the handles toward each other the face of the comb is made convex, as shown in Fig. 4, and when the compression is mostly upon the lower edges or sides of the handles, the face of the comb is concave, as shown in Fig. 5.

Whether the face of the comb presents a plane, convex, or concave surface, the comb-bars always maintain their parallelism to each other, and a position favorable for duty.

By having the springs an integral part of the comb-frame and made of sheet metal the bars are easily attached to the frame.

I am able to produce a light, cheap, and durable comb, that will not get out of order, and that can be easily manipulated without tiring the hand of the operator.

The band may be of any desired width, even the whole width of the comb, only one band being employed.

The handles H H' may be dispensed with when desired, as shown in Fig. 5, in which case the operator grasps the comb by the end bars on each end.

What I claim as new, and desire to secure by Letters Patent, is—

1. A curry-comb comprising the comb-bars and the convoluted spring-bands arranged transversely of and secured to said bars, substantially as described, and for the purposes set forth.

2. A curry-comb comprising a convoluted spring band or bands, having a thumb-piece at one end and a finger-support at the other end, and comb-bars riveted to said bands, substantially as described, and for the purposes set forth.

In testimony whereof I have hereunto set my hand this 27th day of January, 1886.

ASA L. HIGLEY.

Witnesses:

GEO. A. MOSHER,  
W. H. HOLLISTER, Jr.