

(No Model.)

W. S. NEUENSCHWAUDER.

KITCHEN SINK.

No. 342,531.

Patented May 25, 1886.

FIG. I.

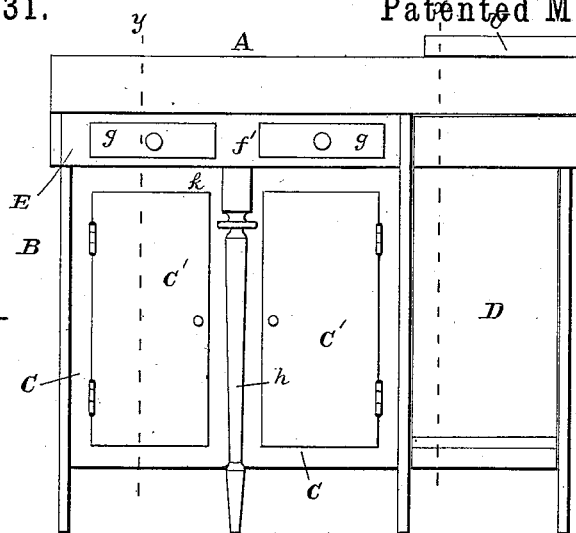


FIG. II.

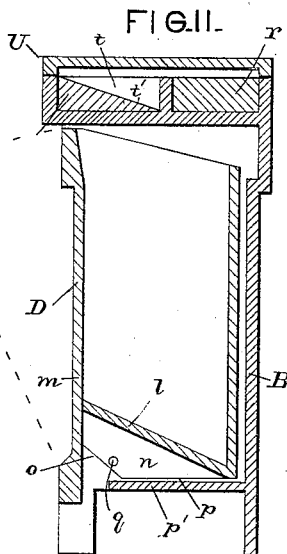


FIG. III.

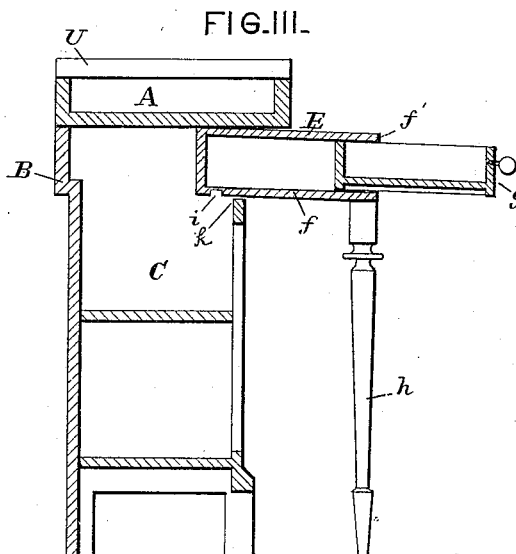
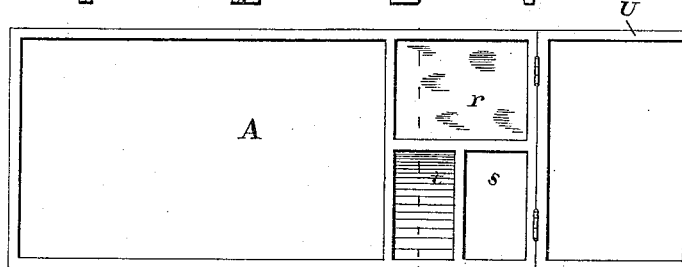


FIG. IV.



Attest:
A. C. Eader
John E. Morris

Inventor,
Wm S. Neuenschwauder
By Chas B Mann
Attorney

UNITED STATES PATENT OFFICE.

WILLIAM S. NEUENSCHWAUDER, OF LIMA, OHIO.

KITCHEN-SINK.

SPECIFICATION forming part of Letters Patent No. 342,531, dated May 25, 1886.

Application filed June 4, 1885. Serial No. 167,618. (No model.)

To all whom it may concern:

Be it known that I, WILLIAM S. NEUENSCHWAUDER, a citizen of the United States, residing at Lima, in the county of Allen and State of Ohio, have invented certain new and useful Improvements in Kitchen-Sinks, of which the following is a specification, reference being had therein to the accompanying drawings.

My invention relates to an improved article of kitchen furniture embracing a certain special construction which combines a sink, a chest, a dough-board, a chopping-block, and a scouring-box.

The accompanying drawings illustrate the invention. Figure I is a front view of the combined article of furniture. Fig. II is a vertical section on the line *x* in Figs. I and IV, showing a transverse view of the meal-chest, scouring-box, and chopping-box. Fig. III is a vertical section of the sink, dough-board and spice-drawer on the line *y*, showing the two latter parts partly drawn out. Fig. IV is a top view of the sink, and showing the hinged cover turned back to give a view of the chopping-block and scouring-box.

The letter A designates the water-sink for various uses in the kitchen, and B the case or frame-work on which the sink is supported. The lower part of the case has two compartments, C, each having a door, C', to afford access thereto. The two compartments together occupy about two-thirds of the length of the case, while a meal-chest, D, occupies a compartment in the remainder of the space.

Between the sink A and the two lower compartments, C, is the dough-board E, which slides in and out like a drawer. This dough-board has a frame, *f*, below it, and a front, *f'*, to the frame; and two spice-drawers, *g*, pass through the said frame-front and have position below the dough-board. A leg, *h*, is secured to the frame front of and below the dough-board, and when the dough-board is pushed in so as to occupy a space wholly below the sink, the said leg *h* has position close against the case-front and between the two doors. This position of the leg is such as not to interfere with the opening and closing of the doors C' of the lower compartments. When the dough-board is drawn out for use, as shown in Fig. III, this leg sustains the front of it, and there-

by gives it the stability that is required when working dough. When the dough-board is thus in use its rear remains in and is sustained by the case B, and it is held firmly from moving in or out or to either side by a notch, *i*, on the lower side and near the rear of the dough-board frame, engaging with the top edge, *k*, of the compartment-front. To allow the dough-board to be pushed in, it is first necessary to lift it at the rear part, so as to release its notch *i* from the top edge, *k*.

The meal-chest D has a bottom, *l*, which inclines from the front *m* to the rear. Two sides of the chest project below the inclined bottom *l*, and are denoted by the letter *n*. The front part or front corner of these lower projecting sides are beveled, as at *o*, while the bottom edges, *p*, are square or at right angles with respect to the upright sides. This square part *p* rests upon a floor, *p'*, fixed in the case. A horizontal rod, *q*, passes through the lower projecting sides—that is, below the chest-bottom *l*—near the front bevel, and the ends of said rod are fixed in the frame of the case. By this construction the top of the meal-chest may readily be tilted forward, as indicated by broken lines in Fig. II, so as to withdraw it from the compartment which it occupies and expose its open top, either for filling it or removing its contents. The position of the pivot-rod near the front, and the square part of the bottom *p* of the chest back of the pivot-rod, insures that the chest will stand upright firmly, because the greater part of its weight is back.

At one end of the sink A, and directly over the compartment containing the meal-chest, is a solid wood chopping-block, *r*, whereon meat may be cut, a box, *s*, for the reception of a brick, and a scouring-box, *t*, adjoining the brick-box. This scouring-box, as shown in Fig. II, has a bottom, *t'*, which slants from the front side down to the rear, whereby the blade of a table-knife may be conveniently laid on it for scouring, and the brick-dust used in rubbing the knife will pass down the slanting bottom and settle in the lower and rear end of the box. A lid, U, is hinged to the top of case, and when down this lid covers the chopping-block, brick, and scouring-box.

Heretofore various articles useful in the kitchen have been made and combined in one

piece of furniture. Meal-chests, dough-boards, and cabinets having drawers and compartments for different purposes have been so made.

My invention therefore relates to an article
5 of kitchen furniture embodying a sink and other kitchen requisites, and constructed as hereinafter designated in the claims.

Having described my invention, I claim and
10 desire to secure by Letters Patent of the United States—

1. An article of kitchen furniture having, in combination, a case provided with a front top edge, *k*, and a dough-board above said top edge having at its front a leg, and provided
15 on its lower side with a notch, *i*, to engage with said top edge, as set forth.

2. An article of kitchen furniture having, in

combination, a case, a sink supported in the top of the case, and a scouring-box at one end of the sink having a bottom, *t'*, which slants
20 from the front side down to the rear, as set forth.

3. An article of kitchen furniture having, in combination, a case, a sink supported in the top of the case, and at one end of the sink two
25 adjoining boxes, one for brick and one for scouring, having a bottom which slants from the front side down to the rear, as set forth.

In testimony whereof I affix my signature in presence of two witnesses.

WILLIAM S. NEUENSCHWAUDER.

Witnesses:

WILLIAM L. MERHLING,
I. S. WEIBEL.