

(No Model.)

N. C. HAWKS.

PRINTER'S CASE STAND AND GALLEY TRAY.

No. 342,795.

Patented June 1, 1886.

FIG. 1 -

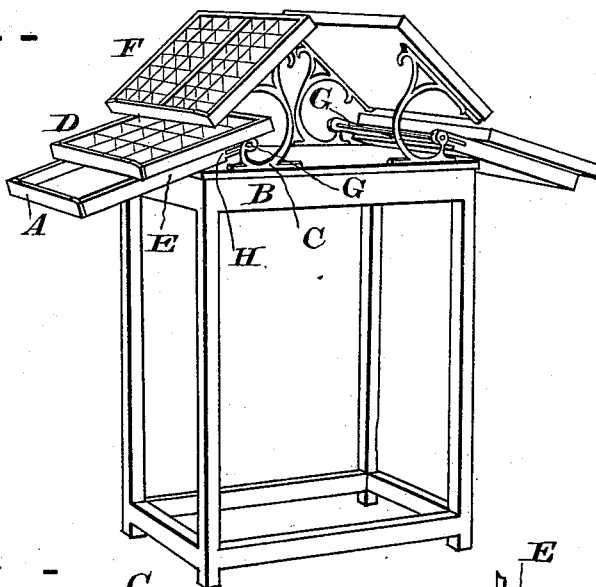


FIG. 2 -

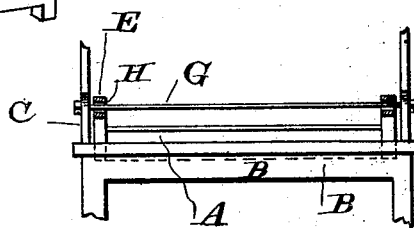
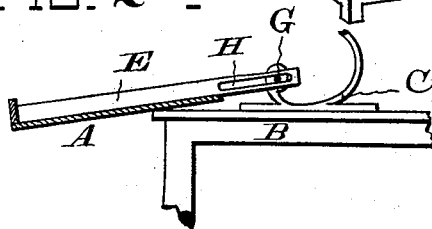


FIG. 3 -

WITNESSES -

Wilmer Bradford
Boydell

INVENTOR -

Nelson C. Hawks
By C. W. M. Smith

Attorney

UNITED STATES PATENT OFFICE.

NELSON C. HAWKS, OF SAN FRANCISCO, CALIFORNIA.

PRINTER'S CASE-STAND AND GALLEY-TRAY.

SPECIFICATION forming part of Letters Patent No. 342,795, dated June 1, 1886.

Application filed February 19, 1885. Serial No. 156,453. (No model.)

To all whom it may concern:

Be it known that I, NELSON C. HAWKS, a citizen of the United States, residing at San Francisco, in the county of San Francisco and State of California, have invented a new and useful Printers' Case-Stand and Galley-Tray Combined, of which the following is a specification.

Referring to the accompanying drawings, forming a part of this specification, Figure 1 is a perspective view of my improved printer's case-stand and galley-rack. Fig. 2 is a sectional elevation of the galley-tray and a portion of the frame of the stand; Fig. 3, a sectional rear view of the parts shown in Fig. 2.

The lower face of the galley frame or tray A rests upon the edge of the frame B of the stand, and is adapted to be drawn outwardly or pushed backward upon a cross-rod, G, attached to the supporting-brackets C, which latter are connected to the top of the frame B. These brackets also support the upper case, F, to which they are also connected by any suitable means.

In order to provide a means for operating the galley-tray, I make a slot, H, in each side of the frame at the upper ends thereof, through which is passed a rod, G, having its bearings in the upwardly-projecting arms of the brackets, so that when the galley-tray is operated it will move on the rod the entire length of the slots in the end of the frame.

The lower case, D, rests upon the galley-tray between it and the upper case, as shown, which permits the lower case to be pushed up under the upper case to expose the galley into which is deposited the type as often as the composing-stick is filled. By this means a depository for the matter is always had, and which is always before the compositor, so that under each lower case the compositor can empty his stick by simply pushing the lower case upward sufficiently to expose the galley, after which the case is drawn back to its place.

It will be observed that when the case is not in use the lower case and galley-tray may both be pushed back to afford more room.

Having thus described my invention, what I claim, and desire to secure by Letters Patent, is—

In a printer's case-stand, the combination of the frame B, brackets C, having arms connected by a cross-rod, G, the upper case, F, secured rigidly to the said brackets, and the galley-tray A, provided with slots H, through which the rod G passes, substantially as and for the purpose shown and described.

In testimony that I claim the foregoing I have hereunto set my hand and seal.

NELSON C. HAWKS. [L. S.]

Witnesses:

C. W. M. SMITH,
CHAS. E. KELLY.