

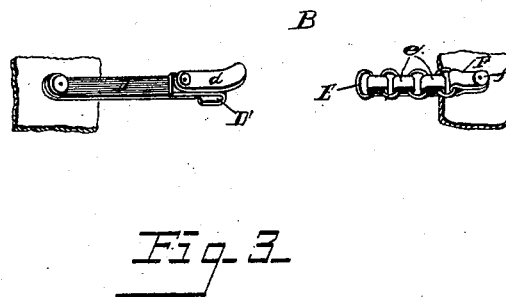
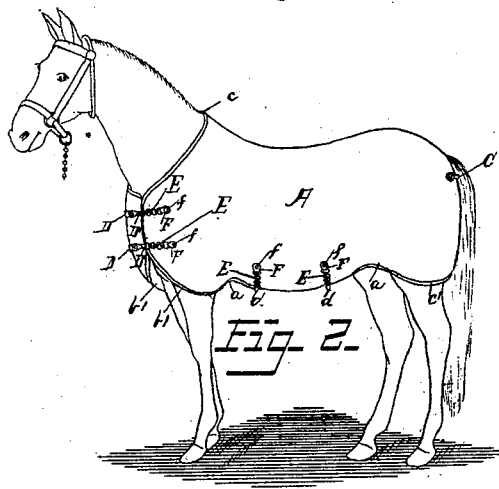
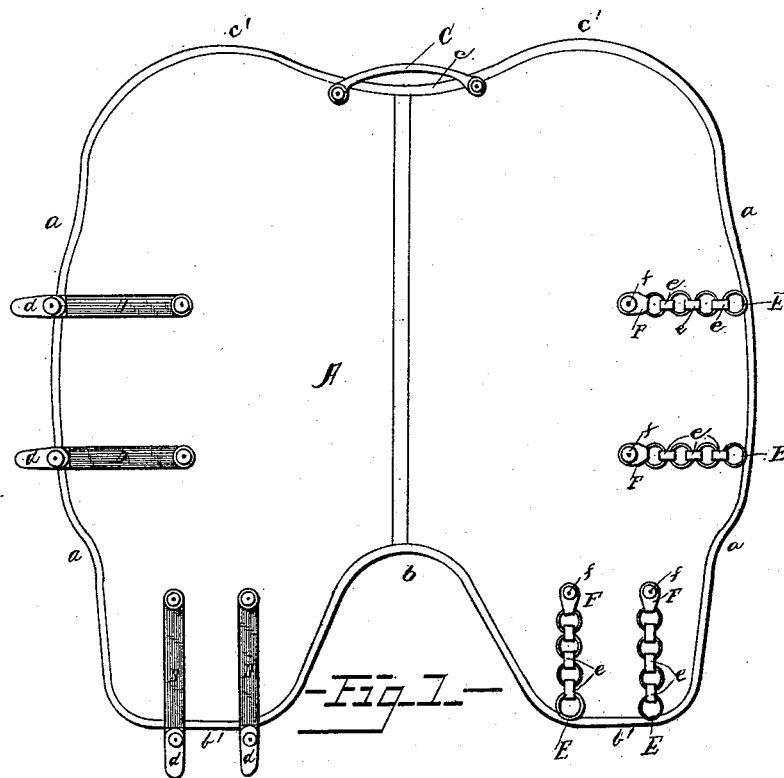
(No Model.)

C. H. MAGOON.

HORSE BLANKET.

No. 342,800.

Patented June 1, 1886.



Witnesses.

W. F. Bankhead
E. L. Siggers

Inventor.

Chas. H. Magoon
by *C. A. Howdler*
Attorneys

UNITED STATES PATENT OFFICE.

CHARLES H. MAGOON, OF SKOWHEGAN, MAINE.

HORSE-BLANKET.

SPECIFICATION forming part of Letters Patent No. 342,800, dated June 1, 1886.

Application filed March 9, 1886. Serial No. 194,620. (No model.)

To all whom it may concern:

Be it known that I, CHARLES H. MAGOON, a citizen of the United States, residing at Skowhegan, in the county of Somerset and State of Maine, have invented a new and useful Improvement in Horse-Blankets, of which the following is a specification, reference being had to the accompanying drawings.

My invention relates to improvements in horse-blankets; and it consists of the peculiar and novel construction and combination of parts, substantially as hereinafter fully set forth, and specifically pointed out in the claims.

The primary object of my invention is to provide an improved horse-blanket that shall completely cover and protect the body of the horse, and be securely held thereon without danger of becoming displaced and falling down beneath the horses' feet, when it is in motion or lying down.

A further object of the invention is to provide an improved blanket that can be adjusted to fit horses of different sizes with ease and facility, and which shall be simple and strong in construction, effective for the purposes designed, and cheap of manufacture.

In the accompanying drawings, Figure 1 is a plan view of my improved horse-blanket. Fig. 2 is a view of the same adjusted for use upon a horse, and Fig. 3 is a detail perspective view of the fastening device.

Referring to the drawings, in which like letters of reference denote corresponding parts in all the figures, A designates my improved blanket, which is curved, as at *a*, on its side edges, and on its front and rear ends it is hollowed or cut out, as at *b c*, near the middle, so that the curved flaps or projecting portions or sides *b' c'* are provided, that closely and neatly fit the body of the horse. The side edges, *a*, of the blanket are brought or fitted under the belly of the horse, and are connected together by adjustable and yielding fastening devices B, and the front flaps or projecting portions, *b'*, fit around the breast of the horse to protect the same, while the rear flaps or projections, *c'*, inclose the crupper of the animal, the front flaps, *b'*, being secured or detachably connected together by the fastening devices B. The adjacent edges of the rear flaps, *c'*, are connected together by means of

an elastic strap, C, which is secured at its ends to the flaps by means of rivets, said strap passing under the tail of the horse, to prevent the blanket from being displaced accidentally.

Each of the fastening devices B comprises an elastic strap, D, that is rigidly and permanently attached at one end to the blanket by means of a rivet and a series of connected rings or loops, E. The free ends of the elastic straps are provided with hooks D' and flaps *d*, that lie over and conceal the hooks, which engage one of the series of rings or loops E, which are connected by intermediate flat plates or links, *e*, the extreme end ring of each series being loosely secured in the bent end of a strap, F, that is doubled upon itself and secured by means of a rivet, *f*, to the blanket at a short distance from the edge thereof.

From the foregoing description it will be observed that I provide a horse-blanket which can be easily and quickly adjusted upon a horse or animal, that the elastic straps will yield to enable the parts of the blanket to be drawn taut, and thus be very firmly held upon the horse; that the hooks of the elastic straps can be adjusted to engage either the lower or upper rings or loops, whereby the blanket can be secured upon different sized horses, and that the improvements are simple and cheap and very durable and efficient.

The flaps of the blanket may be omitted, if desired; but I prefer to employ them, as they afford better protection to the animal. Two of the elastic and yielding connections are shown on the contiguous side and front edges of the blanket; but the number may be varied, if it is deemed expedient.

For the purpose of more securely connecting the elastic straps to the rings or loops, the hooks on the former are engaged with the flat connecting-links of the latter, and the flap carried by the strap serves to conceal the joint between the connected ends of the sections of the fastening B.

Having thus fully described my invention, what I claim as new, and desire to secure by Letters Patent, is—

1. The combination, with the blanket, of the elastic or yielding straps secured to the blanket near one edge thereof and having

each a hook at one end, and a series of connected rings or loops, also secured to the blanket at the opposite edge thereof, substantially as described, for the purpose set forth.

5 2. A horse blanket having an elastic or yielding strap, D, secured at one end thereto, said strap having a hook, D', at its free end, and a flap, d, that overlaps the hook, and a series of links or rings secured to the blanket
10 at the adjacent edge thereof, and having the intermediate flat plates or hooks, e, connecting two adjoining rings or links, substantially as described, for the purpose set forth.

3. A horse blanket having an adjustable

and yielding connection at its adjacent edges, 15 substantially as shown, whereby the blanket can be adapted for use upon horses of different sizes, and the tension on the elastic connection varied to draw the blanket around the animal snugly or loose, substantially as de- 20 scribed.

In testimony that I claim the foregoing as my own I have hereto affixed my signature in presence of two witnesses.

CHARLES H. MAGOON.

Witnesses:

ALBERT G. EMERY,
LYMAN REED.