

(No Model.)

M. SCHRAND.

GIG SADDLE.

No. 342,848.

Patented June 1, 1886.

FIG. 1.

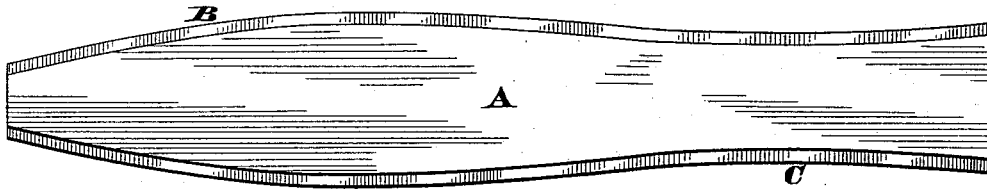


FIG. 2.

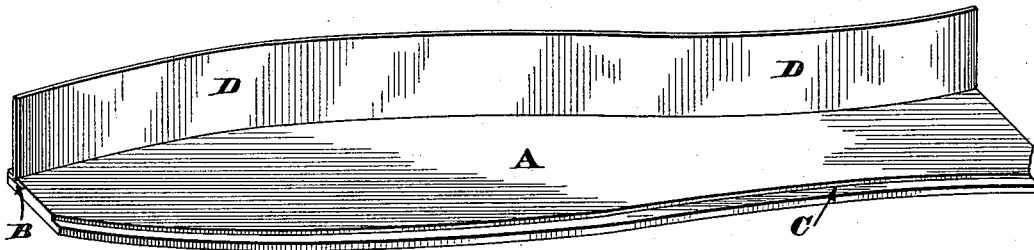


FIG. 3.




FIG. 4.

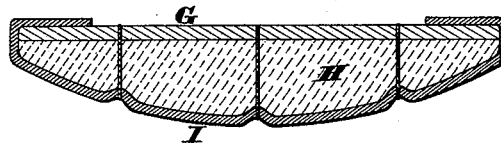


FIG. 5.

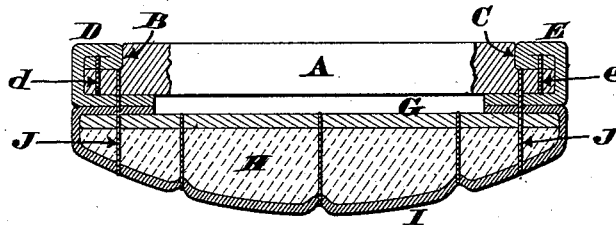
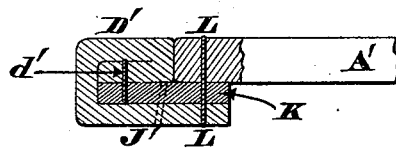


FIG. 6.



Attest.  
S. S. Carpenter,  
O. C. Stemmler.

Inventor.  
Matthew Schrand  
By James H. Layman  
Att'y

# UNITED STATES PATENT OFFICE.

MATTHEW SCHRAND, OF CINCINNATI, OHIO.

## GIG-SADDLE.

SPECIFICATION forming part of Letters Patent No. 342,848, dated June 1, 1886.

Application filed March 22, 1886. Serial No. 196,052. (No model.)

*To all whom it may concern:*

Be it known I, MATTHEW SCHRAND, a citizen of the United States, residing at Cincinnati, in the county of Hamilton, State of Ohio, have invented certain new and useful Improvements in Gig-Saddles, of which the following is a specification, reference being had therein to the accompanying drawings.

My invention consists in rabbeting the upper edges of a gig-saddle skirt, and then securing welts thereto, the free margins of the latter being subsequently turned in under said skirt and so fastened to the same as to constitute beads or facings thereof. These rabbets are generally made directly in the edges of the skirt; but for the purpose of economizing leather, the skirt may have a strip or backing of inferior material secured beneath it, the projecting margins of said strip affording a means of attaching the welts, as hereinafter more fully described.

In the annexed drawings, Figure 1 is a plan of the skirt or flap, with rabbets formed directly in the upper edges of the same. Fig. 2 is a perspective view of said skirt with a welt attached to one of its rabbeted edges. Fig. 3 is an enlarged end elevation showing a welt attached to each edge of the skirt and properly cemented to the under side of the same. Figure 4 is a transverse section of the pad that is attached to the skirt. Fig. 5 is a transverse section showing said pad secured to the skirt. Fig. 6 is a section of a modification of the invention in which a rabbet is formed by attaching a strip or backing to the under side of the skirt, which strip has a welt secured thereto.

The gig-saddle skirt or flap A, which may be made of any appropriate material, is first cut to the desired shape, and its upper edges are then rabbeted at B C, respectively, which grooving of the skirt can be readily accomplished with a suitable tool. A welt, D, is then placed upon the skirt, wrong side out, and secured within the rabbet B by stitching *d*, as indicated by dotted lines in Fig. 3, and more clearly seen in Fig 5. Another welt, E, is then secured to the opposite rabbet, C, by stitching *e*, after which act the free edges of the welts are bent over outwardly, and then in under the skirt, thus exposing the right sides of the pieces D E and concealing the two rows

of stitching *d e*. These margins of the welts are then glued, pasted, or otherwise cemented to the under side of the skirt, as at F in Fig. 3.

The pad to be applied to the under side of the skirt is made in the usual manner, as seen in Fig. 4, in which illustration G shows the backing of the same, H the hair or other stuffing, and I the cover of said pad, which cover is generally "tufted." The skirt is then placed upon this pad, as seen in Fig. 5, and the inner edges of the welts D E are raised sufficiently to permit the insertion of the long stitches or "lacings" J, wherewith said skirt and pad are united. After being thus united these raised edges are pressed down, thereby concealing the lacings and finishing the manufacture of the gig-saddle. When thus finished, it is evident the welts D E serve as beads or facings to the edges of the skirt, and thereby dispense with rattans, canes, and reeds, that have heretofore been applied to these parts of gig-saddles.

In Fig. 5 some considerable space is shown between the skirt A and backing G, because the welts D E and covering I have been drawn quite thick, to render them more conspicuous; but in actual practice said skirt and backing are in close contact with each other. Furthermore, this increased thickness in the drawings has caused the welts to appear rectangular, instead of assuming the rounded shape leather would have when bent back on itself and turned over the edge of another piece of material.

In the modification of my invention seen in Fig. 6 the welt D' is stitched at *d'* to the margin of a strip, K, of leather or other suitable material, said welt being subsequently turned down over the outer edge of said strip, and then bent in and glued to the under side of the latter. The skirt A' is then placed upon the strip with the outer edge of the former in close contact with the inner edge of the welt D', after which act said skirt and welt are united by stitching L.

The dotted lines J' indicate where the lacings are to be inserted for the purpose of securing the pad to the strip K, which lacings would be concealed, although the stitching L would be exposed. It is evident the projecting margin of strip K performs the function of the

rabbet B (seen in the preceding illustrations) which arrangement allows said strip to be made of inferior material as compared with the skirt proper, A'. Therefore, the skirt may  
5 be of very thin material, and the backing or strip K be relied upon for stiffening the flap.

I claim as my invention—

1. A gig-saddle skirt having its opposite edges provided with rabbets to which welts  
10 are secured, the free margins of said welts being subsequently turned in under said skirt and secured thereto, thereby serving as beads or facings, substantially as described.

2. A gig-saddle consisting of the rabbeted skirt A B C, attached welts D d E e, and a  
15 suitable pad, as G H I, which pad is secured to said skirt by the concealed lacings J J, as herein described.

In testimony whereof I affix my signature in presence of two witnesses.

MATTHEW SCHRAND.

Witnesses:

JAMES H. LAYMAN,  
SAML. S. CARPENTER.