

(No Model.)

M. VANDERCOOK.

BUCKLE.

No. 342,984.

Patented June 1, 1886.

Fig. 1.

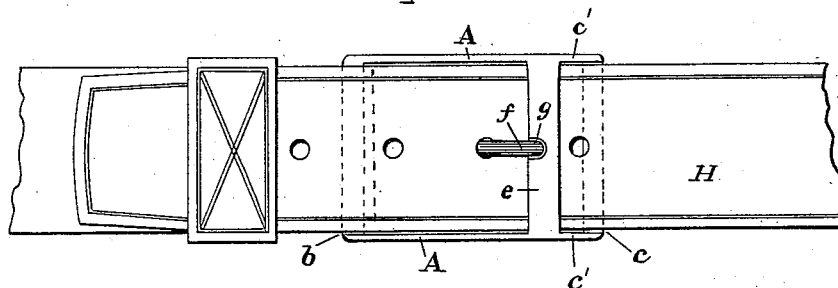


Fig. 2.

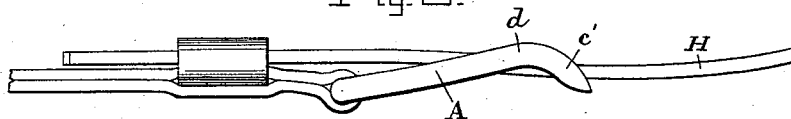


Fig. 3.

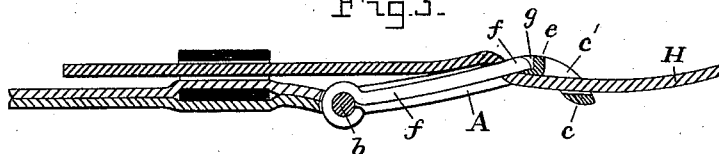
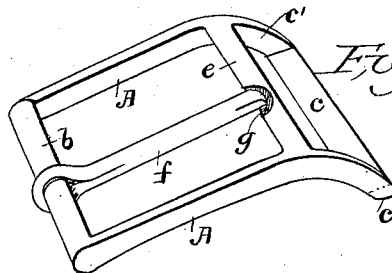


Fig. 4.



Witnesses

A. C. Eader

John E. Morris

Inventor

Mark Vandercook  
Attorney

Chas B. Mann

# UNITED STATES PATENT OFFICE.

MARK VANDERCOOK, OF BROCKTON, ILLINOIS.

## BUCKLE.

SPECIFICATION forming part of Letters Patent No. 342,984, dated June 1, 1886.

Application filed January 19, 1886. Serial No. 189,037. (No model.)

*To all whom it may concern:*

Be it known that I, MARK VANDERCOOK, a citizen of the United States, residing at Brockton, in the county of Edgar and State of Illinois, have invented certain new and useful Improvements in Buckles, of which the following is a specification.

My invention relates to an improved harness-buckle.

10 In the accompanying drawings, which illustrate the invention, Figure 1 is a side view of a strap and the buckle. Fig. 2 is an edge view of the same. Fig. 3 is a longitudinal section of the same. Fig. 4 is a perspective  
15 view of the buckle.

The letter A designates the two side bars of the buckle-frame, which extend from the rear cross-bar, *b*, to the guard-bar *c*, at the extreme front end, and between said extreme ends the  
20 side bars curve to one side, as at *d*, and at the most prominent portion of this curved part is the front cross-bar, *e*. The front ends of the curved side bars constitute extensions *e'*, to which the guard-bar *c* is attached. Thus it  
25 will be seen the rear cross-bar, *b*, at one end and the guard-bar *c* at the other end occupy positions on one and the same plane, while the front cross-bar, *e*, has position at one side of this plane. The tongue *f* is pivoted on the  
30 rear cross-bar, *b*, and said tongue has a curve which conforms to the shape of the side bars, A, and its free end, when seated, occupies a socket, *g*, on the front cross-bar, *e*. The features of the front cross bar, *e*, being located  
35 on the side bars at the most prominent or outermost part of the curve *d*, and having a socket,

*g*, and the pivoted tongue *f*, having curves shaped like the side bars, whereby it nowhere projects beyond the curved plane of the side bars, and arranged for its free end to occupy  
40 the socket, together serve to prevent the tongue on the outer side or face of the buckle from catching the hairs of a horse's tail, and to prevent these hairs from being caught by the tongue on the inner side or back of the buckle  
45 the guard-bar *c* is provided. Thus the guard-bar takes position on one side of the strap H while the front cross-bar, *e*, is on the other side.

This buckle applied to the various holdback  
50 or breeching straps of harness will save the horse's tail from being cut and depleted.

Having described my invention, I claim and desire to secure by Letters Patent of the United States—

55 A harness-buckle comprising the side bars of the frame and the pivoted tongue curved alike, a guard-bar, *c*, attached to extensions *e'* at the front ends of the side bars, and having position on one and the same plane with  
60 the rear cross-bar, *b*, and the front cross-bar, *e*, at the most prominent portion of the side-bar curve and at one side of the plane mentioned, and having a tongue-socket, *g*, as set forth.

65 In testimony whereof I affix my signature in presence of two witnesses.

MARK VANDERCOOK.

Witnesses:

A. L. COLLINS,  
W. A. GILLIS.