

(No Model.)

A. WARD.

MUSICAL CIGAR SHOW BOX.

No. 342,986.

Patented June 1, 1886.

Fig. 1

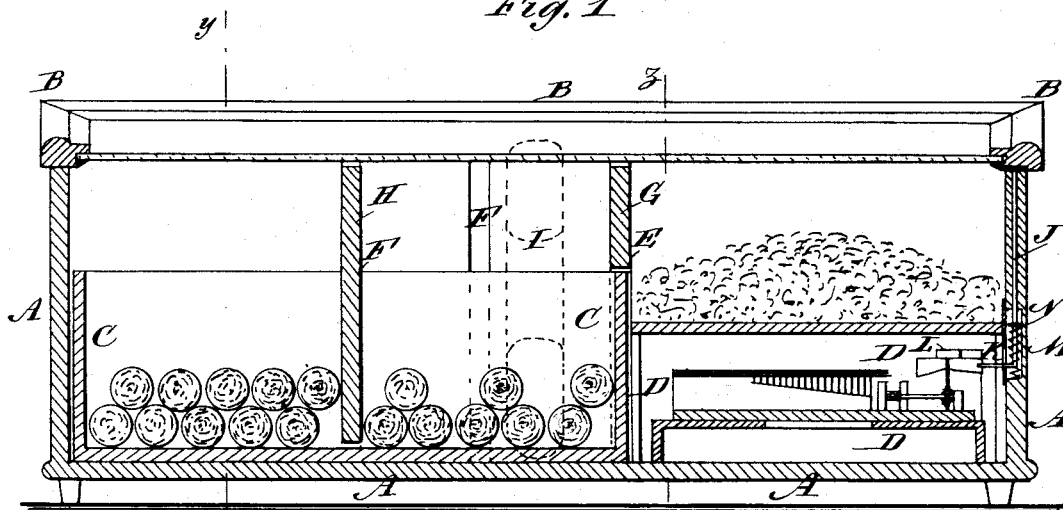


Fig. 2

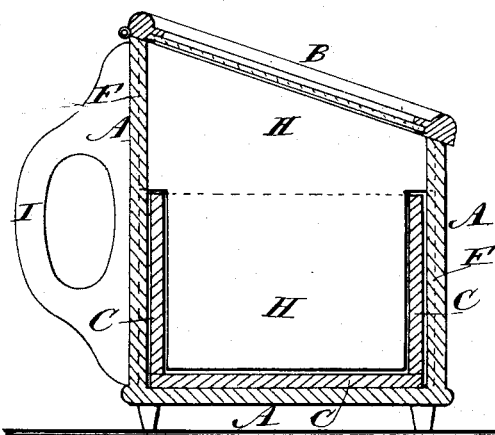


Fig. 3

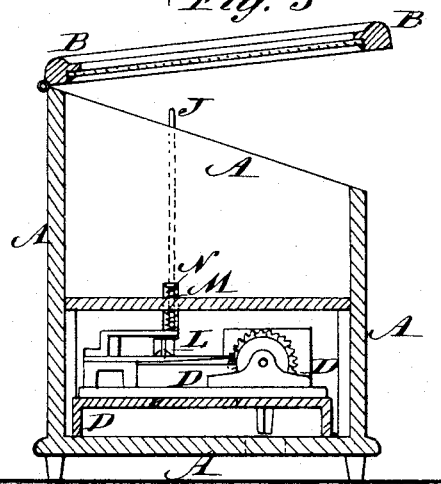
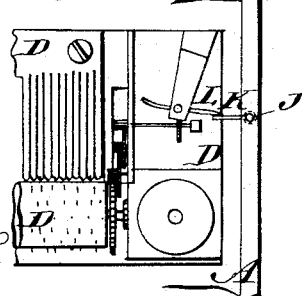


Fig. 4



WITNESSES:

C. Neveu

Jno. Mathew Riser

INVENTOR:

A. Ward

BY

Munn & Co

ATTORNEYS.

UNITED STATES PATENT OFFICE.

ANTHONY WARD, OF BROOKLYN, NEW YORK.

MUSICAL CIGAR SHOW-BOX.

SPECIFICATION forming part of Letters Patent No. 342,986, dated June 1, 1886.

Application filed July 27, 1885. Serial No. 172,809. (No model.)

To all whom it may concern:

Be it known that I, ANTHONY WARD, of Brooklyn, in the county of Kings and State of New York, have invented a new and useful
5 Improvement in Musical Cigar Show-Boxes, of which the following is a full, clear, and exact description.

Reference is to be had to the accompanying drawings, forming a part of this specification, in which similar letters of reference indicate
10 corresponding parts in all the figures.

Figure 1 is a sectional front elevation of one of my musical cigar show-boxes taken through the line *x x*, Fig. 3. Fig. 2 is a sectional end
15 elevation of the same, taken through the line *y y*, Fig. 1. Fig. 3 is a sectional end elevation of the same, taken through the line *z z*, Fig. 1. Fig. 4 is a plan view of a part of the same, the cover being removed.

20 The object of this invention is to provide attractive show-boxes for offering cigars to customers.

The invention consists in a musical cigar show-box made with grooves in the inner sur-
25 faces of its front and rear sides, and provided with removable partitions, and a music-box so arranged that the music will be started and stopped by opening and closing the show-box cover, as will be hereinafter fully described,
30 and then claimed.

A represents the body of the show-box, which is made with its front a little lower than its back, to give the cover B a downward inclina-
35 tion. The box A is made of such a width that a cigar-box, C, can be readily placed within it of a depth a little greater than the depth of a cigar-box, and of a length so much greater than the length of the cigar-box C as to leave
40 at one end of the said cigar-box sufficient space to receive a small music-box, D.

In the inner surfaces of the front and back of the show-box A are formed vertical grooves E F, to receive the edges of the partitions G H. The grooves E are so located as to be at the
45 end of the cigar-box C, so that the partition G, when placed in the said grooves E, will be directly above, and its lower edge will rest upon the upper edge of, the inner end of the cigar-box C. Several pairs of grooves, F, are formed,
50 so that one or more partitions, H, can be used, as may be desired.

The lower parts of the side edges of the par-

titions H are cut away, so that the lower part of the said partitions will fit into the cigar-
55 box C and rest upon the bottom of the said cigar-box, while the upper parts of the side edges of the said partition rest in the upper parts of the grooves F, as shown in Fig. 2.

The partition H divides the cigar-box into two compartments, so that different brands of
60 cigars can be placed in the said compartments, and will be entirely separated from each other.

One, two, or more, partitions, H, can be used as the number of different brands of cigars to be placed in the cigar-box C may require. With
65 this construction the cigar-box C can be removed from the show-box B by taking out the partitions G H; or the cigar-box C and the partition H can be taken out together when
70 required.

To the center of the rear side of the show-
75 box A is attached a handle, I, for convenience in handling the said show-box.

In the end of the show-box A, adjacent to the end of the music-box D, is formed a per-
80 foration, in which is placed a rod, J. Upon the lower end of the rod J is formed an inwardly-projecting arm, K, which, when the rod J is forced downward, is brought into contact with the escapement L of the driving
85 mechanism of the music-box D, and holds the said mechanism from operating. Upon the lower part of the rod J is placed a spiral spring, M, the upper end of which rests against a collar, N, formed upon or attached to the
90 said rod J. The spring M is made of sufficient strength to raise the rod J when left free, and thus withdraw the arm K from the escapement L, and thus allow the music-box D to play. With this construction, when the cover B is
95 closed it rests upon the upper end of the rod J, and its weight depresses the said rod and holds the arm K in gear with the escapement L. When the cover B is raised, the spring M raises the rod J and withdraws the arm K
100 from the escapement L, allowing the music-box to play, so that the music will be started by opening the cover B and stopped by closing the said cover.

Having thus fully described my invention, I claim as new and desire to secure by Letters
105 Patent—

1. In a musical cigar show-box, the combination, with the show-box having a cover, B,

and provided with a handle, I, and grooves E F, of the cigar-box C, and the partitions G H, placed in the said grooves, substantially as herein shown and described.

- 5 2. In a musical cigar show-box, the combination, with the show-box A and its cover B, and the music-box escapement L, of the rod J, having arm K, and the spiral spring M, sub-

stantially as herein shown and described, whereby the music will be started and stopped 10 by the opening and closing of the show-box cover, as set forth.

ANTHONY WARD.

Witnesses:

JAMES T. GRAHAM,
EDGAR TATE.