

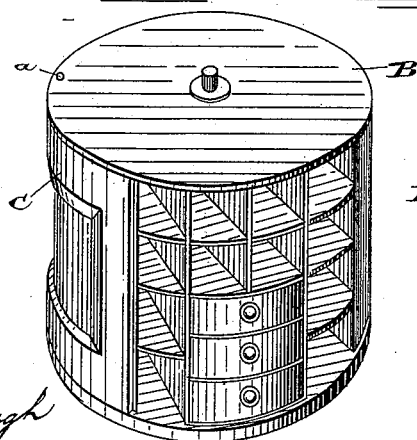
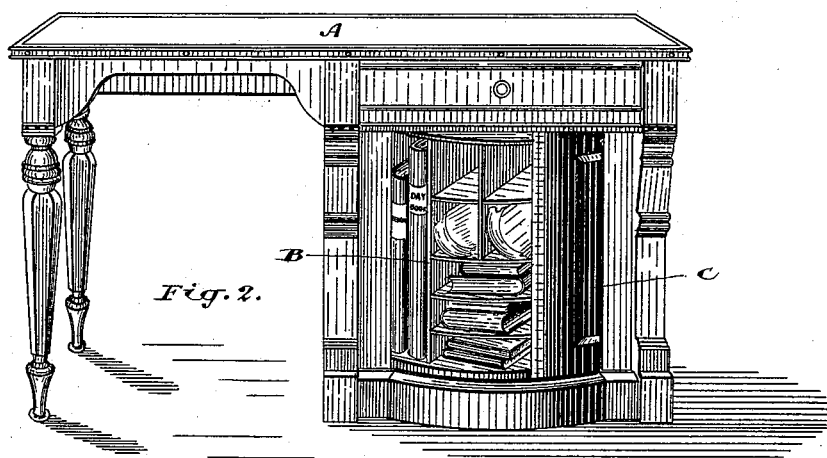
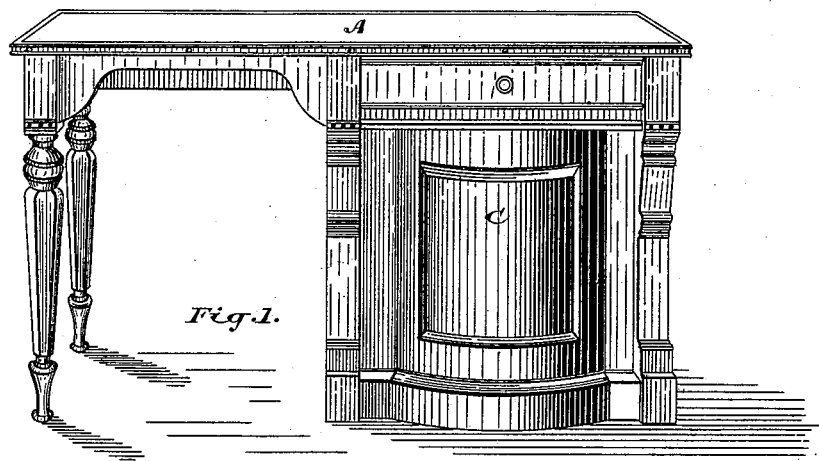
(No Model.)

2 Sheets—Sheet 1.

T. LITTLE.  
DESK.

No. 343,041.

Patented June 1, 1886.



Witnesses.

J. B. Fethusmhaugh  
H. C. Baldwin

Inventor.

Thomas Little  
by Donald C. Ridout & Co  
attys

(No Model.)

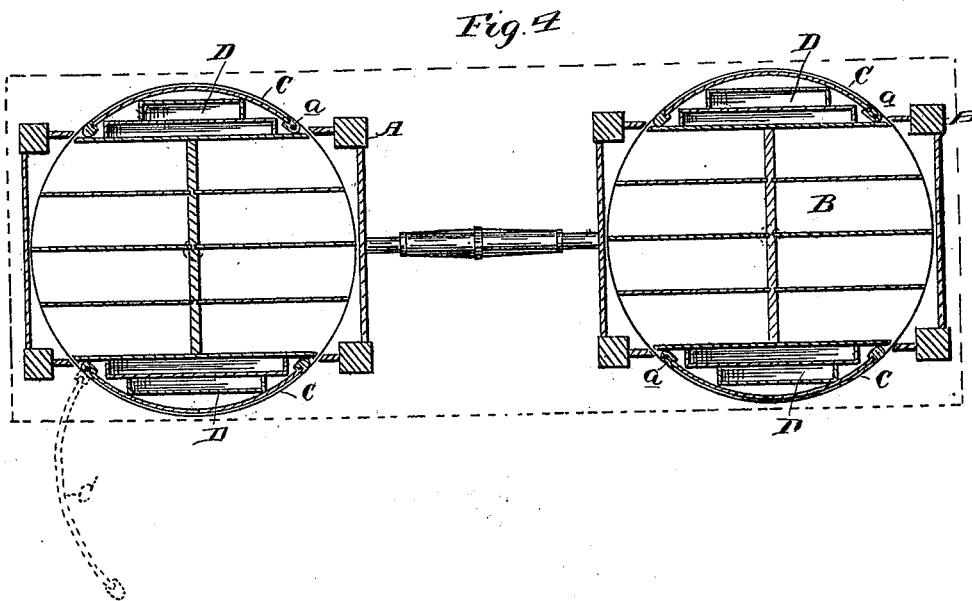
2 Sheets—Sheet 2.

T. LITTLE.

DESK.

No. 343,041.

Patented June 1, 1886.



WITNESSES  
*Will. P. Robertson.*  
*E. H. Bond.*

INVENTOR  
*Thomas Little*  
by *Donald C. Ridout & Co.*  
Attorneys

# UNITED STATES PATENT OFFICE.

THOMAS LITTLE, OF GALT, ONTARIO, CANADA.

## DESK.

SPECIFICATION forming part of Letters Patent No. 343,041, dated June 1, 1886.

Application filed October 9, 1885. Serial No. 179,421. (No model.) Patented in Canada November 4, 1885, No. 22,762.

*To all whom it may concern:*

Be it known that I, THOMAS LITTLE, of the town of Galt, in the county of Waterloo, in the Province of Ontario, Canada, mechanic, have invented an Improvement in Desks or Tables, of which the following is a specification, reference being had to the accompanying drawings, forming part thereof.

The object of this invention is to construct an ornamental office desk or table provided with a series of pigeon-holes, drawers, and shelves, so arranged that without increasing the dimensions of the table a comparatively large number of pigeon-holes, drawers, and shelves shall be readily accessible from either the back or front side of the table, the top thereof being entirely clear; and it consists, mainly, of a desk or table having formed below its top, preferably near one end, a chamber arranged to contain a cylindrical case revolving on its end within the chamber, and subdivided into pigeon-holes, drawers, shelves, &c., substantially as hereinafter more particularly described and claimed.

Figure 1 is a view of a table, showing one pigeon-hole case closed. Fig. 2 is a view of a similar table, showing the pigeon hole case partially open. Fig. 3 is a perspective detail of a pigeon-hole case. Fig. 4 is a horizontal section of a table having two pigeon-hole cases, with one of the doors shown in dotted lines and open.

A is the table. B is a cylindrical case, arranged to be pivoted, preferably, within a chamber located at one end of the table, within which a series of pigeon-holes, drawers, and shelves are arranged. I do not confine myself to any particular number of pigeon-holes or drawers or shelves, as these may be varied to suit the party for whom the particular table is being made; but it is preferable that the pigeon-hole case should be made circular and pivoted in the position indicated, so that it can readily be revolved in order to bring all parts of the pigeon-hole case to the front of the table, as required. The doors C C are preferably hinged at *a* to the pigeon-hole case, so that the portion of the pigeon-hole case behind the door may be provided with pockets or compartments D, open at the top to contain paper, bill-heads, envelopes, cards, and other small articles, while at the same time the doors, being attached to the pigeon-hole case, move with it as it is being revolved, and may be brought into the position in which

one of them is shown in Fig. 1, so as to entirely close the opening in which the case revolves; or when the pigeon-hole case is revolved the doors, as stated, are carried with it and are entirely out of the way.

Although I have shown a table with only one revolving pigeon-hole case in Figs. 1 and 2, it will of course be understood that the table may be provided with two, as shown in Fig. 4. It will be seen that by this construction a very convenient table or desk is made, in which a large number of pigeon-holes may be provided, that is readily accessible from either the back or front side of the table, and that the sides of the pigeon-hole or shelf-case form doors to close the openings in the desk, whereby the doors are always out of the way when the case is open.

I do not wish to limit myself to a table or desk having openings on opposite sides, as some parts of my invention will be useful where the table or desk has but one opening through which the pigeon-holes or shelves in the revolving case are accessible.

What I claim as new is—

1. A desk or table having an opening in the side, and provided with a rotary shelf-case revolving therein having openings on its opposite sides, and a door between said openings arranged to move with said rotary shelf-case and close the opening in the table, substantially as described.

2. A desk or table having an opening in the side, and provided with a rotary shelf-case revolving therein, and having a curved swinging door partly encircling such case and closing the opening in the desk in which said case revolves, substantially as described.

3. A desk or table provided with a rotary shelf-case working in an opening therein, and having a curved door moving with said shelf-case, and adapted to close the opening in the table and compartments between said door and the sides of the main divisions of the revolving case, substantially as described.

4. A desk or table having an opening through it from side to side, in which works a rotary shelf-case having openings on opposite sides, and two curved doors for closing the openings in the desk or table in which such case revolves, substantially as described.

Galt, October 1, 1885.

In presence of— THOMAS LITTLE.

W. E. GUGGISBERG,

ROBT. TAYLOR.